



Super Spinning Mills Limited

Regd. & Central Office : "Elgi Towers" P.B. 7113, Green Fields, 737-D, Puliakulam Road, Coimbatore - 641 045.

February 13th, 2024

To

Listing Department BSE Ltd Phiroze Jeejeebhoy Towers Dalal Street Mumbai - 400 001 Scrip Code: - 521180	Listing Department National Stock Exchange of India Limited "Exchange Plaza", C-1, Block G Bandra – Kurla Complex, Bandra (E) Mumbai – 400 051 Scrip Code: - SUPERSPIN
---	--

Dear Sir,

Sub: Outcome of meeting of Board of Directors of the Company pursuant to Regulation 30 of SEBI (Listing Obligations and Disclosure Requirements) Regulations, 2015 - Reg.

This is to inform that the Board of Directors of the Company at their meeting held today has inter-alia considered and approved the unaudited financial results of the Company for the quarter and nine months ended 31st December 2023 along with Limited Review Report pursuant to Reg 33 of the SEBI (Listing Obligations and Disclosure Requirements) Regulations, 2015.

Please find enclosed the unaudited financial results of the Company for the quarter and nine months ended 31.12.2023 and the limited review report on the said results dated 13th February 2024 issued by the Statutory Auditors of the Company.

The Board Meeting commenced at 04:10 PM and concluded at 5.40 PM.

This is for your kind information and records.

Thanking you,
Yours truly
For Super Spinning Mills Limited

Narmatha G K
Company Secretary

RECOGNISED EXPORT - TRADING HOUSE

Phone : +91-422 - 2311711, Fax : 91 - 422 - 2311611, E-mail : super@ssh.saraelgi.com
CIN : L17111TZ1962PLC001200 Web : www.superspining.com





Independent Auditor's Review Report on quarterly and year-to-date Unaudited Financial Results of the Company pursuant to the Regulation 33 of the SEBI (Listing Obligations and Disclosure Requirements) Regulations, 2015 (as amended)

Review Report

To the Board of Directors of Super Spinning Mills Limited, Coimbatore

Report on the Statement of Unaudited Financial Results

1. We have reviewed the accompanying Statement of Unaudited Financial Results of Super Spinning Mills Limited ("the Company") for the quarter ended December 31, 2023, and the year to date results for the period April 01, 2023 to December 31, 2023, which are included in the accompanying Statement of Unaudited Financial Results for the Quarter and Nine months ended December 31, 2023 under Ind-AS ("the Statement") being submitted by the Company pursuant to the requirements of Regulation 33 of the SEBI (Listing Obligations and Disclosure Requirements) Regulations, 2015, as amended ("the Listing Regulations, 2015"), including relevant circulars issued by the SEBI from time to time. We have initialed the Statement for identification purposes only.

Management Responsibility for the Unaudited Financial Results

2. The Statement, which is the responsibility of the Company's Management and approved by the Company's Board of Directors, has been prepared in accordance with the recognition and measurement principles laid down in Indian Accounting Standard 34 "Interim Financial Reporting" ("Ind AS 34"), prescribed under Section 133 of the Companies Act, 2013, read with relevant Rules issued thereunder, other accounting principles generally accepted in India and is in compliance with the presentation and disclosure requirements of the Listing Regulations, 2015, including relevant circulars issued by SEBI from time to time. Our responsibility is to express a conclusion on the Statement based on our review.

Auditor's Responsibility

3. We conducted our review of the Statement in accordance with the Standard on Review Engagements (SRE) 2410, Review of Interim Financial Information Performed by the Independent Auditor of the Entity, issued by the Institute of Chartered Accountants of India. This standard requires that we plan and perform the review to obtain moderate assurance as to whether the financial statements are free of material misstatement. A review is limited primarily to inquiries of company personnel and analytical procedures applied to financial data and thus provides less assurance than an audit. A review is substantially less in scope than an audit conducted in accordance with Standards on Auditing and consequently does not enable us to obtain assurance that we would become aware of all significant matters that might be identified in an audit. Accordingly, we have not performed an audit and we do not express an audit opinion.




**M/s.CSK Prabhu & Co
Chartered Accountants**

**F4,4th Floor, Srivari Kikani Centre,
No:2, Krishnaswamy Mudaliar Road,
Coimbatore - 641002**

Conclusion

4. Based on our review conducted as above, nothing has come to our attention that causes us to believe that the accompanying Statement, prepared in accordance with applicable accounting standards and other recognized accounting practices and policies has not disclosed the information required to be disclosed in terms of Regulation 33 of the Listing Regulations,2015, including the manner in which it is to be disclosed, or that it contains any material misstatement.
-

**For CSK Prabhu & Co
Chartered Accountants
Firm Registration Number:002485S**



**Mahesh Prabhu
Partner**

Membership Number: 214194

UDIN: 24214194BKBZM1664

Place: Coimbatore

Date: 13-02-2024

Super Spinning Mills Limited

Regd. Office: "Elgi Towers", P.B.No.7113,737-D, Green Fields, Puliakulam Road Coimbatore - 641045

Telephone No.: 0422-2311711 Fax No.: 0422-2311611 E-mail Id: investors@ssh.saraelgi.com Website: www.superspinning.com

CIN: L17111TZ1962PLC001200

Statement of Unaudited financial results for the Quarter and Nine months ended December 31, 2023 under Ind AS

(Rs. In lakhs)

SI No	Particulars	Quarter ended			Nine months ended		Twelve Months ended
		Dec 31, 2023 (Unaudited)	Sep 30, 2023 (Unaudited)	Dec 31, 2022 (Unaudited)	Dec 31, 2023 (Unaudited)	Dec 31, 2022 (Unaudited)	March 31, 2023 (audited)
	Income from Operations						
1	Net Sales / Income from operations	146.92	145.52	1,766.91	433.51	6,804.07	8,556.09
2	Other Income (Net)	-	-	1.00	4.94	8.26	15.77
3	Total Income (1+2)	146.92	145.52	1,767.90	438.46	6,812.33	8,571.86
4	Expenses						
	Cost of materials consumed	-	-	1,454.97	-	5,743.64	7,146.62
	Purchase of stock-in-trade	-	-	-	-	-	-
	Changes in Inventories of Finished Goods, Stock-in-Trade & Work-in-progress	-	-	70.34	-	(210.83)	(242.24)
	Employee benefit expenses	8.81	53.24	209.82	125.68	681.78	886.50
	Power and Fuel	5.53	4.95	218.31	14.81	802.72	1,019.42
	Finance costs	45.90	42.71	92.60	133.98	237.30	327.35
	Depreciation and amortization expense	25.76	27.86	61.28	82.92	173.38	234.20
	Other expenses	5.67	8.64	116.36	17.35	404.42	521.71
	Total Expenses	91.67	137.41	2,223.68	374.75	7,832.41	9,893.55
5	Profit/(Loss) before exceptional items and tax (3-4)	55.25	8.11	(455.78)	63.70	(1,020.08)	(1,321.69)
6	Exceptional items						
	Provision for expected credit losses	-	-	-	-	-	(10.70)
	Provision for impairment of Investment	-	-	-	-	-	(923.46)
	Profit/(loss) on sale of assets - Net	-	-	35.09	-	56.89	445.49
	Total Exceptional Items	-	-	35.09	-	56.89	(488.68)
7	Profit/(Loss) before tax (5+6)	55.25	8.11	(420.69)	63.70	(963.19)	(1,810.37)
8	Tax expense						
	Current tax	-	-	-	-	-	-
	MAT credit entitlement/(utilised)	-	-	-	-	-	-
	Income tax provision pertaining to earlier years	-	-	-	-	-	53.17
	Deferred tax	14.37	418.90	212.18	(21.66)	212.18	92.83
	Total Tax Expenses	14.37	418.90	212.18	(21.66)	212.18	146.01
9	Profit/(Loss) for the period from continuing operations (7-8)	40.89	(410.79)	(632.87)	85.36	(1,175.37)	(1,956.38)
10	Profit / (Loss) from discontinued operations	(161.73)	(255.36)	-	(994.68)	-	-
11	Tax expense of discontinued operations	-	-	-	-	-	-
12	Profit / (Loss) from discontinued operations (after tax) (10-11)	(161.73)	(255.36)	-	(994.68)	-	-
13	Profit/(Loss) for the period (11+12)	(120.84)	(666.15)	(632.87)	(909.32)	(1,175.37)	(1,956.38)
14	Other comprehensive income , net of income tax						
	a) (i) items that will not be reclassified to profit or loss	-	-	-	-	-	-
	- Remeasurement of goodwill on business combination	-	-	-	-	-	-
	- Remeasurement of property, plant and equipment	-	-	-	-	-	-
	- Remeasurement of post employment benefit obligations	-	-	-	-	-	-
	(ii) income tax relating to items that will not be reclassified to profit or loss	-	-	-	-	-	-
	b) (i) items that will be reclassified to profit or loss	-	-	-	-	-	-
	(ii) income tax relating to items that will be reclassified to profit or loss	-	-	-	-	-	-
	Total other comprehensive income , net of income tax	-	-	-	-	-	-
15	Total comprehensive income for the period (13+14)	(120.84)	(666.15)	(632.87)	(909.32)	(1,175.37)	(1,956.38)
16	Paid-up equity share capital	550.00	550.00	550.00	550.00	550.00	550.00
	Face value per share (Rs)	1.00	1.00	1.00	1.00	1.00	1.00
17	Earning per share (Rs) (not annualised)						
	- Basic	(0.22)	(1.21)	(1.15)	(1.65)	(2.14)	(3.56)
	- Diluted	(0.22)	(1.21)	(1.15)	(1.65)	(2.14)	(3.56)
18	Total Reserves i.e. Other Equity						8,424.22



Notes:

- 1 The above financial results for the quarter and nine months ended December 31, 2023 as reviewed and recommended by the Audit committee of the Board, has been approved by the Board of Directors at its meeting held on February 13, 2024. The Statutory Auditors have carried out a limited review of the above results.
- 2 These financial results have been prepared in accordance with the companies (Indian Accounting Standards) Rules, 2015 (Ind AS) prescribed under section 133 of the companies Act, 2013 read with relevant Rules thereunder and in terms of Regulation 33 of the SEBI (Listing Obligations and Disclosure Requirements) Regulations, 2015 and SEBI circular dated July 5, 2016.
- 3 The Company has discontinued its Textile Operations and informed the stock exchanges on August 31, 2023. Hence the Revenue and Profit/Loss arising from such Discontinued Operations (Textile Activity) are disclosed as "Discontinued Operations" in the financial results from the Quarter ended September 30, 2023. Consequently, the Revenue and Profit/Loss arising from such Discontinued Operations (Textile Activity) relating to the entire period from April 01, 2023 to December 31, 2023 are disclosed as "Discontinued Operations" in the financial results related to Period ended December 31, 2023. The Break-Up of Profit/Loss from Discontinued Operations for the Quarter and Nine months ended December 31, 2023 is given below:


Particulars	Quarter ended		Nine months ended
	Dec 31, 2023 (Unaudited)	Sep 30, 2023 (Unaudited)	Dec 31, 2023 (Unaudited)
Income from Discontinued Operations			
Net Sales / Income from operations	-	113.69	958.85
Other Income (Net)	2.13	0.53	2.83
Total Income (1+2)	2.13	114.22	961.68
Expenses			
Cost of materials consumed	-	-	-
Purchase of stock-in-trade	-	-	-
Changes in Inventories of Finished Goods, Stock-in-Trade & Work-in-progress	-	155.76	1,015.90
Employee benefit expenses	1.21	89.76	233.26
Power and Fuel	37.43	32.05	110.13
Finance costs	12.77	34.43	95.33
Depreciation and amortization expense	-	9.32	20.95
Other expenses	121.97	48.91	274.68
Total Expenses	173.38	370.24	1,750.26
Profit/(Loss) before exceptional items and tax (3-4)	(171.25)	(256.02)	(788.58)
Exceptional items			
Discount Receipts/(Allowed)	(8.57)	80.21	71.64
Provision for Impairment of Investment	-	(403.59)	(403.59)
Profit/(loss) on sale of assets - Net	(38.74)	178.34	378.25
Total Exceptional Items	(47.31)	(145.04)	46.30
Profit/(Loss) before tax (5+6)	(218.55)	(401.06)	(742.27)
Tax expense			
Current tax	-	-	-
MAT credit entitlement/(utilised)	-	-	-
Income tax provision pertaining to earlier years	-	-	-
Deferred tax	(56.82)	(145.70)	252.41
Total Tax Expenses	(56.82)	(145.70)	252.41
Profit/(Loss) for the period from Discontinuing Operations	(161.73)	(255.36)	(994.68)

- 4 The Company's main business segments namely "Textiles" and "Rental services" meet the reportable segment thresholds given in Ind AS 108 "Operating Segments" and hence disclosed respectively. This reporting complies with the Ind AS segment reporting principles.

Particulars	Quarter ended			Nine months ended		Twelve Months ended
	Dec 31, 2023 (Unaudited)	Sep 30, 2023 (Unaudited)	Dec 31, 2022 (Unaudited)	Dec 31, 2023 (Unaudited)	Dec 31, 2022 (Unaudited)	March 31, 2023 (audited)
Segment Revenue (Continuing Operations)						
a) Textiles	-	-	1,628.97	-	6,387.59	8,001.40
b) Rental services	146.92	145.52	137.94	433.51	416.48	554.69
c) Unallocated	-	-	-	-	-	-
Net Sales/Income from Operations (Continuing)	146.92	145.52	1,766.91	433.51	6,804.07	8,556.09
Segment Revenue (Discontinued Operations)						
a) Textiles	-	113.69	-	958.85	-	-
b) Rental services	-	-	-	-	-	-
c) Unallocated	-	-	-	-	-	-
Net Sales/Income from Operations (Discontinued)	-	113.69	-	958.85	-	-



Segment Revenue (Total)						
a) Textiles	-	113.69	1,628.97	958.85	6,387.59	8,001.40
b) Rental services	146.92	145.52	137.94	433.51	416.48	554.69
c) Unallocated	-	-	-	-	-	-
Net Sales/Income from Operations (Continuing & Discontinued)	146.92	259.21	1,766.91	1,392.36	6,804.07	8,556.09
Segment Results (Continuing Operations)						
Profit (+) / Loss (-) before tax and finance cost						
a) Textiles	-	-	(459.08)	-	(1,114.72)	(1,278.53)
b) Rental services	101.16	50.83	95.91	197.68	331.94	284.19
c) Unallocated	-	-	-	-	-	-
Total	101.16	50.83	(363.17)	197.68	(782.78)	(994.34)
Add/ Less : Finance Costs	45.90	42.71	92.60	133.98	237.30	327.35
Add/ Less : Exceptional Items	-	-	35.09	-	56.89	488.68
Profit/(Loss) from continuing operations	55.25	8.11	(420.69)	63.70	(963.19)	(1,810.37)
Segment Results (Discontinued Operations)						
Profit (+) / Loss (-) before tax and finance cost						
a) Textiles	(158.48)	(221.59)	-	(693.25)	-	-
b) Rental services	-	-	-	-	-	-
c) Unallocated	-	-	-	-	-	-
Total	(158.48)	(221.59)	-	(693.25)	-	-
Add/ Less : Finance Costs	12.77	34.43	-	95.33	-	-
Add/ Less : Exceptional Items	47.31	145.04	-	46.30	-	-
Profit/(Loss) from Discontinued operations	(218.55)	(401.06)	-	(742.27)	-	-
Segment Results (Total)						
Profit (+) / Loss (-) before tax and finance cost						
a) Textiles	(158.48)	(221.59)	(459.08)	(693.25)	(1,114.72)	(1,278.53)
b) Rental services	101.16	50.83	95.91	197.68	331.94	284.19
c) Unallocated	-	-	-	-	-	-
Total	(57.33)	(170.76)	(363.17)	(495.57)	(782.78)	(994.34)
Add/ Less : Finance Costs	58.67	77.15	92.60	229.31	237.30	327.35
Add/ Less : Exceptional Items	47.31	145.04	35.09	46.30	56.89	488.68
Profit/(Loss) from Operations (Continuing & Discontinued) before Tax	(163.30)	(392.95)	(420.69)	(678.57)	(963.19)	(1,810.37)
Segment Assets (Continuing Operations)						
a) Textiles	-	-	13,499.14	-	13,499.14	12,653.18
b) Rental services	10,725.01	10,704.20	4,367.92	10,725.01	4,367.92	3,600.42
c) Other unallocable corporate assets	-	-	-	-	-	-
Total assets (Continuing Operations)	10,725.01	10,704.20	17,867.06	10,725.01	17,867.06	16,253.60
Segment Assets (Discontinued Operations)						
a) Textiles	2,487.62	2,999.75	-	2,487.62	-	-
b) Rental services	-	-	-	-	-	-
c) Other unallocable corporate assets	-	-	-	-	-	-
Total assets (Discontinued Operations)	2,487.62	2,999.75	-	2,487.62	-	-
Segment Assets (Total)						
a) Textiles	2,487.62	2,999.75	13,499.14	2,487.62	13,499.14	12,653.18
b) Rental services	10,725.01	10,704.20	4,367.92	10,725.01	4,367.92	3,600.42
c) Other unallocable corporate assets	-	-	-	-	-	-
Total assets (Continuing & Discontinued Operations)	13,212.63	13,703.95	17,867.06	13,212.63	17,867.06	16,253.60
Segment Liabilities (Continuing Operations)						
a) Textiles	-	-	7,872.87	-	7,872.87	5,054.31
b) Rental services	2,281.96	2,435.84	238.97	2,281.96	238.97	2,225.06
c) Other unallocable corporate liabilities	-	-	-	-	-	-
Total liabilities (Continuing Operations)	2,281.96	2,435.84	8,111.84	2,281.96	8,111.84	7,279.37
Segment Liabilities (Discontinued Operations)						
a) Textiles	2,865.74	3,082.35	-	2,865.74	-	-
b) Rental services	-	-	-	-	-	-
c) Other unallocable corporate liabilities	-	-	-	-	-	-
Total liabilities (Discontinued Operations)	2,865.74	3,082.35	-	2,865.74	-	-
Segment Liabilities (Total)						
a) Textiles	2,865.74	3,082.35	7,872.87	2,865.74	7,872.87	5,054.31
b) Rental services	2,281.96	2,435.84	238.97	2,281.96	238.97	2,225.06
c) Other unallocable corporate liabilities	-	-	-	-	-	-
Total liabilities (Continuing & Discontinued Operations)	5,147.71	5,518.19	8,111.84	5,147.71	8,111.84	7,279.37




Capital Employed (Segment assets-Segment liabilities) - Continuing Operations						
a) Textiles	-	-	5,626.27	-	5,626.27	7,598.88
b) Rental services	8,443.04	8,268.36	4,128.95	8,443.04	4,128.95	1,375.35
c) Other unallocable capital employed	-	-	-	-	-	-
Total Capital Employed - Continuing Operations	8,443.04	8,268.36	9,755.22	8,443.04	9,755.22	8,974.23
Capital Employed (Segment assets-Segment liabilities) - Discontinued Operations						
a) Textiles	(378.12)	(82.60)	-	(378.12)	-	-
b) Rental services	-	-	-	-	-	-
c) Other unallocable capital employed	-	-	-	-	-	-
Total Capital Employed - Discontinued Operations	(378.12)	(82.60)	-	(378.12)	-	-
Capital Employed (Segment assets-Segment liabilities) - Continuing & Discontinued Operations						
a) Textiles	(378.12)	(82.60)	5,626.27	(378.12)	5,626.27	7,598.88
b) Rental services	8,443.04	8,268.36	4,128.95	8,443.04	4,128.95	1,375.35
c) Other unallocable capital employed	-	-	-	-	-	-
Total capital employed in segments	8,064.92	8,185.76	9,755.23	8,064.92	9,755.23	8,974.23
Unallocable corporate assets less corporate liabilities	-	-	-	-	-	-
Total Capital Employed	8,064.92	8,185.76	9,755.23	8,064.92	9,755.23	8,974.23

5 To facilitate comparison, figures of the previous year have been rearranged/regrouped/recast wherever necessary.

Place: Coimbatore
Date: February 13, 2024

for Super Spinning Mills Limited



Sumanth Ramamurthi
Chairman & Managing Director
DIN:00002773