



Super Spinning Mills Limited

Regd. & Central Office : "Elgi Towers" P.B. 7113, Green Fields, 737- D, Puliakulam Road, Coimbatore - 641 045.
CIN : L17111TZ1962PLC001200



April 21, 2023

Listing Department BSE Ltd Phiroze Jeejeebhoy Towers Dalal Street Mumbai - 400 001 Scrip Code: - 521180	Listing Department National Stock Exchange of India Limited "Exchange Plaza", C-1, Block G, Bandra – Kurla Complex, Bandra (E), Mumbai – 400 051 Scrip Code: - SUPERSPIN
--	---

Dear Sir,

Sub: Submission of Shareholding Pattern as per Regulation 31(1)(b) of the SEBI (Listing Obligations & Disclosure Requirements) Regulations, 2015

We hereby furnish the Shareholding Pattern as required under Regulation 31(1)(b) of the SEBI (Listing Obligations & Disclosure Requirements) Regulations, 2015 for the quarter ended March 31, 2023.

This is for your information and records.

Thanking you

Yours truly

Narmatha G K
Company Secretary and Compliance Officer

RECOGNISED EXPORT - TRADING HOUSE

Phone : +91-422 - 2311711, Fax : 91- 422 - 2311611, E-mail : super@ssh.saraelgi.com Web : www.superspining.com

Shareholding Pattern under Regulation 31 of SEBI (Listing Obligations and Disclosure Requirements) Regulations, 2015

1.	Name of Listed Entity: Super Spinning Mills Limited
2.	Scrip Code/Name of Scrip/Class of Security: 521180
3.	Share Holding Pattern Filed under: Reg. 31(1)(a)/Reg. 31(1)(b)/Reg.31(1)(c)
	a. If under 31(1)(b) then indicate the report for Quarter ending
	b. If under 31(1)(c) then indicate date of allotment/extinguishment
4.	Declaration: The Listed entity is required to submit the following declaration to the extent of submission of information:-

	Particulars	Yes*	No*
1	Whether the Listed Entity has issued any partly paid up shares?		No
2	Whether the Listed Entity has issued any Convertible Securities or Warrants?		No
3	Whether the Listed Entity has any shares against which depository receipts are issued?		No
4	Whether the Listed Entity has any shares in locked-in?		No
5	Whether any shares held by promoters are pledge or otherwise encumbered?		No

* If the Listed Entity selects the option 'No' for the questions above, the columns for the partly paid up shares, Outstanding Convertible Securities/Warrants, depository receipts, locked-in shares, No of shares pledged or otherwise encumbered by promoters, as applicable, shall not be displayed at the time of dissemination on the Stock Exchange website. Also wherever there is 'No' declared by Listed Entity in above table the values will be considered as 'Zero' by default on submission of the format of holding of specified securities.

GENERATED ON :04/04/2023 NSDL : 31/03/2023 CDSL :31/03/2023

Super Spinning Mills Limited

Table I - Summary Statement holding of specified securities

Category	Category of shareholder	Nos. of shareholders	No. of fully paid up equity shares held	No. of Partly paid-up equity shares held	No. of shares underlying Depository Receipts	Total nos. shares held	Shareholding as a % of total no. of shares (calculated as per SCRR, 1957)	Number of Voting Rights held in each class of securities				No. of Shares Underlying Outstanding convertible securities (including Warrants)	Shareholding, as a % assuming full conversion of convertible securities (as a percentage of diluted share capital)	Number of Locked in shares		Number of Shares pledged or otherwise		Number of equity shares held in dematerialised form
								No of Voting Rights			Total as a % of (A+B+C)			No.	As a % of total Shares held(b)	No.	As a % of total Shares held(b)	
								Class eg: X	Class eg: y	Total								
(I)	(II)	(III)	(IV)	(V)	(VI)	(VII) = (IV)+(V)+(VI)	(VIII) As a % of (A+B+C2)	(IX)				(X)	(XI) = (VII)+(X) As a % of (A+B+C2)	(XII)		(XIII)		(XIV)
(A)	Promoter & Promoter Group	17	23539334	0	0	23539334	42.7988	23539334	0	23539334	42.7988	0	42.7988	0	0.0000	0	0.0000	23539334
(B)	Public	15894	31460666	0	0	31460666	57.2012	31460666	0	31460666	57.2012	0	57.2012	0	0.0000	NA	NA	30490920
(C)	Non Promoter - Non Public			0				0				0		0.0000	NA	NA		
(C1)	Shares Underlying DRs	0	0	0	0	0	0.0000	0	0	0	0.0000	0	0.0000	0	0.0000	NA	NA	0
(C2)	Shares Held By Employee Trust	0	0	0	0	0	0.0000	0	0	0	0.0000	0	0.0000	0	0.0000	NA	NA	0
	Total	15911	55000000	0	0	55000000	100.0000	55000000	0	55000000	100.0000	0	100.0000	0	0.0000	0	0.0000	54030254

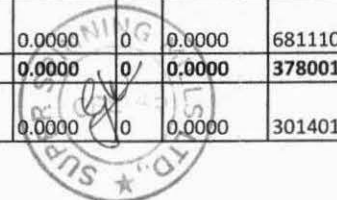
GENERATED ON :04/04/2023 NSDL : 31/03/2023



Super Spinning Mills Limited

Table II - Statement showing shareholding pattern of the Promoter and Promoter Group

Category & Name of the shareholders	Entity Type	PAN	Nos. of share holders	No. of fully paid up equity shares held	Partly paid-up equity shares held	No. of shares underlying Depository Receipts	Total nos. shares held	Shareholding % calculated as per SCRR, 1957 As a % of (A+B+C2)	Number of Voting Rights held in each class of securities			No. of Shares Underlying Outstanding convertible securities (including Warrants)	Shareholding, as a % assuming full conversion of convertible securities (as a percentage of diluted share capital)	Number of Locked in shares		Number of Shares pledged or otherwise encumbered		Number of equity shares held in dematerialised form	
									No of Voting Rights					Total as a % of Total Voting Rights	No.	As a % of total Shares held(b)	No.		As a % of total Shares held(b)
									Class eg: X	Class eg: y	Total								
(I)		(II)	(III)	(IV)	(V)	(VI)	(VII) = (IV)+(V)+(VI)	(VIII) As a % of (A+B+C2)	(IX)			(X)	(XI) = (VII)+(X) As a % of (A+B+C2)	(XII)		(XIII)		(XIV)	
1 Indian																			
(a) Individuals / Hindu Undivided Family			13	18396410	0	0	18396410	33.4480	18396410	0	18396410	33.4480	0	33.4480	0	0.0000	0	0.0000	18396410
Sumanth Ramamurthi	Promoters	ALMPS1683A	1	9440530	0	0	9440530	17.1646	9440530	0	9440530	17.1646	0	17.1646	0	0.0000	0	0.0000	9440530
Nikhil Govind Ramamurthi	Promoters	ALVPN8591M	1	4000000	0	0	4000000	7.2727	4000000	0	4000000	7.2727	0	7.2727	0	0.0000	0	0.0000	4000000
Sanjay Krishna Ramamurthi	Promoters	DBKPS5334D	1	4000000	0	0	4000000	7.2727	4000000	0	4000000	7.2727	0	7.2727	0	0.0000	0	0.0000	4000000
Ranganayaki N	Promoters	AAWPN3613Q	1	314670	0	0	314670	0.5721	314670	0	314670	0.5721	0	0.5721	0	0.0000	0	0.0000	314670
Hemalatha Ramamurthi	Promoters	AAVPH0170R	1	208000	0	0	208000	0.3782	208000	0	208000	0.3782	0	0.3782	0	0.0000	0	0.0000	208000
Chitra Vidyaprakash	Promoters	AAHPV7120K	1	157680	0	0	157680	0.2867	157680	0	157680	0.2867	0	0.2867	0	0.0000	0	0.0000	157680
Nithya Vidyaprakash	Promoters	ADEPV5368B	1	92560	0	0	92560	0.1683	92560	0	92560	0.1683	0	0.1683	0	0.0000	0	0.0000	92560
D Vidyaprakash	Promoters	AAGPV7909K	1	76330	0	0	76330	0.1388	76330	0	76330	0.1388	0	0.1388	0	0.0000	0	0.0000	76330
Indira Lakshmi Vidyaprakash	Promoters	AABPI2172E	1	46190	0	0	46190	0.0840	46190	0	46190	0.0840	0	0.0840	0	0.0000	0	0.0000	46190
Nivedita Lakshmi Narayanaswamy	Promoters	AEYPN0073L	1	27670	0	0	27670	0.0503	27670	0	27670	0.0503	0	0.0503	0	0.0000	0	0.0000	27670
Arjun Prakash V	Promoters	AAQPA5504P	1	22280	0	0	22280	0.0405	22280	0	22280	0.0405	0	0.0405	0	0.0000	0	0.0000	22280
N Krishnasamaraj	Promoters	AABHN5607F	1	8000	0	0	8000	0.0145	8000	0	8000	0.0145	0	0.0145	0	0.0000	0	0.0000	8000
Ajeaya Vel Narayanaswamy	Promoters	AFAPN0930R	1	2500	0	0	2500	0.0045	2500	0	2500	0.0045	0	0.0045	0	0.0000	0	0.0000	2500
(b) Central Government / State Government(s)			0	0	0	0	0	0.0000	0	0	0	0.0000	0	0.0000	0	0.0000	0	0.0000	0
(c) Financial Institutions / Banks			0	0	0	0	0	0.0000	0	0	0	0.0000	0	0.0000	0	0.0000	0	0.0000	0
(d) Any Other (Specify)			4	5142924	0	0	5142924	9.3508	5142924	0	5142924	9.3508	0	9.3508	0	0.0000	0	0.0000	5142924
Promoter Trust			2	1362910	0	0	1362910	2.4780	1362910	0	1362910	2.4780	0	2.4780	0	0.0000	0	0.0000	1362910
Nikhil Govind Ramamurthi Family Trust	Promoter Group	AAATN4808R	1	681800	0	0	681800	1.2396	681800	0	681800	1.2396	0	1.2396	0	0.0000	0	0.0000	681800
Sanjay Krishna Ramamurthi Family Trust	Promoter Group	AADTS5946E	1	681110	0	0	681110	1.2384	681110	0	681110	1.2384	0	1.2384	0	0.0000	0	0.0000	681110
Bodies Corporate			2	3780014	0	0	3780014	6.8728	3780014	0	3780014	6.8728	0	6.8728	0	0.0000	0	0.0000	3780014
Super Farm Products Limited	Promoter Group	AADC50592H	1	3014014	0	0	3014014	5.4800	3014014	0	3014014	5.4800	0	5.4800	0	0.0000	0	0.0000	3014014



	Elgi Electric And Industries Limited	Promoter Group	AAACE4787H	1	766000	0	0	766000	1.3927	766000	0	766000	1.3927	0	1.3927	0	0.0000	0	0.0000	766000
	Sub Total (A)(1)			17	23539334	0	0	23539334	42.7988	23539334	0	23539334	42.7988	0	42.7988	0	0.0000	0	0.0000	23539334
2	Foreign																			
	Individuals (Non-Resident)																			
(a)	Individuals / Foreign			0	0	0	0	0	0.0000	0	0	0	0.0000	0	0.0000	0	0.0000	0	0.0000	0
(b)	Government			0	0	0	0	0	0.0000	0	0	0	0.0000	0	0.0000	0	0.0000	0	0.0000	0
(c)	Institutions			0	0	0	0	0	0.0000	0	0	0	0.0000	0	0.0000	0	0.0000	0	0.0000	0
(d)	Foreign Portfolio Investor			0	0	0	0	0	0.0000	0	0	0	0.0000	0	0.0000	0	0.0000	0	0.0000	0
(e)	Any Other (Specify)			0	0	0	0	0	0.0000	0	0	0	0.0000	0	0.0000	0	0.0000	0	0.0000	0
	Sub Total (A)(2)			0	0	0	0	0	0.0000	0	0	0	0.0000	0	0.0000	0	0.0000	0	0.0000	0
	Total Shareholding Of Promoter And Promoter			17	23539334	0	0	23539334	42.7988	23539334	0	23539334	42.7988	0	42.7988	0	0.0000	0	0.0000	23539334

Details of Shares which remain unclaimed may be given hear along with details such as number of shareholders, outstanding shares held in demat/unclaimed suspense account, voting rights which are frozen etc.

No

(1) PAN would not be displayed on website of Stock Exchange(s)

(2) The term 'Encumbrance' has the same meaning as assigned under regulation 28(3) of SEBI (Substantial Acquisition of Shares and Takeovers) Regulations, 2011.

GENERATED ON :04/04/2023

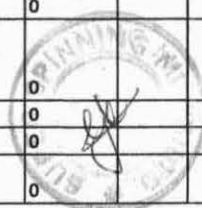
NSDL : 31/03/2023



Super Spinning Mills Limited

Table III - Statement showing shareholding pattern of the Public shareholder

Category & Name of the shareholders	PAN	Nos. of shareholders	No. of fully paid up equity shares held	Partly paid-up equity shares held	No. of shares underlying Depository Receipts	Total nos. shares held	Shareholding % calculated as per SCRR, 1957 As a % of (A+B+C2)	Number of Voting Rights held in each class of securities			No. of Shares Underlying Outstanding convertible securities (including Warrants)	Shareholding, as a % assuming full conversion of convertible securities (as a percentage of diluted share capital)	Number of Locked in shares		Number of Shares pledged or otherwise		Number of equity shares held in dematerialised form	Sub-categorization of shares				
								No of Voting Rights					Total as a % of Total Voting Rights	No. (a)	As a % of total Shares held(b)	No. (a)		As a % of total Shares held(b)	Shareholding(No. of shares) under			
								Class eg: X	Class eg: y	Total									Sub-category(i)	Sub-category(ii)	Sub-category(iii)	
(I)	(II)	(III)	(IV)	(V)	(VI)	(VII) = (IV)+(V)+(VI)	(VIII) As a % of (A+B+C2)	(IX)			(X)	(XI) = (VII)+(X) As a % of (A+B+C2)	(XII)	(XIII)	(XIV)	(XV)						
1 Institutions (Domestic)																						
(a) Mutual Fund		1	1470	0	0	1470	0.0027	1470	0	1470	0.0027	0	0.0027	0	0.0000	NA	NA	1470	0	0	0	
(b) Venture Capital Funds		0	0	0	0	0	0.0000	0	0	0	0.0000	0	0.0000	0	0.0000	NA	NA	0				
(c) Alternate Investment Funds		0	0	0	0	0	0.0000	0	0	0	0.0000	0	0.0000	0	0.0000	NA	NA	0				
(d) Banks		0	0	0	0	0	0.0000	0	0	0	0.0000	0	0.0000	0	0.0000	NA	NA	0				
(e) Insurance Companies		0	0	0	0	0	0.0000	0	0	0	0.0000	0	0.0000	0	0.0000	NA	NA	0				
(f) Provident Funds/ Pension Funds		0	0	0	0	0	0.0000	0	0	0	0.0000	0	0.0000	0	0.0000	NA	NA	0				
(G) Asset Reconstruction Companies		0	0	0	0	0	0.0000	0	0	0	0.0000	0	0.0000	0	0.0000	NA	NA	0				
(h) Sovereign Wealth Funds		0	0	0	0	0	0.0000	0	0	0	0.0000	0	0.0000	0	0.0000	NA	NA	0				
(i) NBFCs registered with RBI		0	0	0	0	0	0.0000	0	0	0	0.0000	0	0.0000	0	0.0000	NA	NA	0				
(j) Other Financial Institutions		0	0	0	0	0	0.0000	0	0	0	0.0000	0	0.0000	0	0.0000	NA	NA	0				
(k) Any Other (Specify)		0	0	0	0	0	0.0000	0	0	0	0.0000	0	0.0000	0	0.0000	NA	NA	0				
Sub Total (B)(1)		1	1470	0	0	1470	0.0027	1470	0	1470	0.0027	0	0.0027	0	0.0000	NA	NA	1470	0	0	0	
2 Institutions (Foreign)																						
(a) Foreign Direct Investment		0	0	0	0	0	0.0000	0	0	0	0.0000	0	0.0000	0	0.0000	NA	NA	0				
(b) Foreign Venture Capital Investors		0	0	0	0	0	0.0000	0	0	0	0.0000	0	0.0000	0	0.0000	NA	NA	0				
(c) Sovereign Wealth Funds		0	0	0	0	0	0.0000	0	0	0	0.0000	0	0.0000	0	0.0000	NA	NA	0				
(d) Foreign Portfolio Investors		0	0	0	0	0	0.0000	0	0	0	0.0000	0	0.0000	0	0.0000	NA	NA	0				
(e) Foreign Portfolio Investors		0	0	0	0	0	0.0000	0	0	0	0.0000	0	0.0000	0	0.0000	NA	NA	0				
(f) Overseas Depositories(holding DRs) (balancing figure)		0	0	0	0	0	0.0000	0	0	0	0.0000	0	0.0000	0	0.0000	NA	NA	0				
(g) Any Other (Specify)		1	1000	0	0	1000	0.0018	1000	0	1000	0.0018	0	0.0018	0	0.0000	NA	NA	0	0	0	0	
Foreign Institutional Investors		1	1000	0	0	1000	0.0018	1000	0	1000	0.0018	0	0.0018	0	0.0000	NA	NA	0	0	0	0	
Sub Total (B)(2)		1	1000	0	0	1000	0.0018	1000	0	1000	0.0018	0	0.0018	0	0.0000	NA	NA	0	0	0	0	
3 Central Government/ State Government(s)																						
(a) Central Government / President of India		0	0	0	0	0	0.0000	0	0	0	0.0000	0	0.0000	0	0.0000	NA	NA	0				
(b) State Government / Governor		0	0	0	0	0	0.0000	0	0	0	0.0000	0	0.0000	0	0.0000	NA	NA	0				
(C) Shareholding by Companies or Bodies Corporate where Central / State Government is a promoter		0	0	0	0	0	0.0000	0	0	0	0.0000	0	0.0000	0	0.0000	NA	NA	0				
Sub Total (B)(3)		0	0	0	0	0	0.0000	0	0	0	0.0000	0	0.0000	0	0.0000	NA	NA	0				
4 Non-Institutions																						
(a) Associate companies / Subsidiaries		0	0	0	0	0	0.0000	0	0	0	0.0000	0	0.0000	0	0.0000	NA	NA	0				



(b)	Directors and their relatives (excluding Independent Directors and nominee Directors)																								
		0	0	0	0	0	0.0000	0	0	0	0.0000	0	0.0000	0	0.0000	NA	NA	0							
(C)	Key Managerial Personnel	1	20	0	0	20	0.0000	20	0	20	0.0000	0	0.0000	0	0.0000	NA	NA	20	0	0	0				
(D)	Relatives of promoters (other than 'immediate relatives' of promoters disclosed under 'Promoter and Promoter Group' category)	0	0	0	0	0	0.0000	0	0	0	0.0000	0	0.0000	0	0.0000	NA	NA	0							
(E)	Trusts where any person belonging to 'Promoter and Promoter Group' category is 'trustee', 'beneficiary', or 'author'	0	0	0	0	0	0.0000	0	0	0	0.0000	0	0.0000	0	0.0000	NA	NA	0							
(f)	Investor Education and Protection Fund (IEPF)	0	0	0	0	0	0.0000	0	0	0	0.0000	0	0.0000	0	0.0000	NA	NA	0							
(g)	i. Resident Individual holding nominal share capital up to Rs. 2	15286	25987204	0	0	25987204	47.2495	25987204	0	25987204	47.2495	0	47.2495	0	0.0000	NA	NA	25036458	0	0	0				
(h)	ii. Resident individual holding nominal share capital in excess of	4	1223359	0	0	1223359	2.2243	1223359	0	1223359	2.2243	0	2.2243	0	0.0000	NA	NA	1223359	0	0	0				
(i)	Non Resident Indians (NRIs)	112	323868	0	0	323868	0.5889	323868	0	323868	0.5889	0	0.5889	0	0.0000	NA	NA	323868	0	0	0				
(j)	Foreign Nationals	0	0	0	0	0	0.0000	0	0	0	0.0000	0	0.0000	0	0.0000	NA	NA	0							
(k)	Foreign Companies	0	0	0	0	0	0.0000	0	0	0	0.0000	0	0.0000	0	0.0000	NA	NA	0							
(l)	Bodies Corporate	84	1245738	0	0	1245738	2.2650	1245738	0	1245738	2.2650	0	2.2650	0	0.0000	NA	NA	1227738	0	0	0				
(m)	Any Other (Specify)	405	2678007	0	0	2678007	4.8691	2678007	0	2678007	4.8691	0	4.8691	0	0.0000	NA	NA	2678007	0	0	0				
	Body Corp-Ltd Liability Partnership	4	310751	0	0	310751	0.5650	310751	0	310751	0.5650	0	0.5650	0	0.0000	NA	NA	310751	0	0	0				
	Hindu Undivided Family	391	1406849	0	0	1406849	2.5579	1406849	0	1406849	2.5579	0	2.5579	0	0.0000	NA	NA	1406849	0	0	0				
	Unclaimed Shares	1	945790	0	0	945790	1.7196	945790	0	945790	1.7196	0	1.7196	0	0.0000	NA	NA	945790	0	0	0				
	Super Spinning Mills Limited- Unclaimed Suspense Account	AADCS0672G	1	945790	0	0	945790	1.7196	945790	0	945790	1.7196	0	1.7196	0	0.0000	NA	NA	945790						
	Clearing Member	9	14617	0	0	14617	0.0266	14617	0	14617	0.0266	0	0.0266	0	0.0000	NA	NA	14617	0	0	0				
	Sub Total (B)(4)	15892	31458196	0	0	31458196	57.1967	31458196	0	31458196	57.1967	0	57.1967	0	0.0000	NA	NA	30489450	0	0	0				
	Total Public Shareholding (B)= (B)(1)+(B)(2)+(B)(3)+b(4)	15894	31460666	0	0	31460666	57.2012	31460666	0	31460666	57.2012	0	57.2012	0	0.0000	NA	NA	30490920	0	0	0				

Details of the shareholders acting as persons in Concert including their Shareholding (No. and %):


No. of shareholders	No. of Shares	%
0		

Details of Shares which remain unclaimed may be given hear along with details such as number of shareholders, outstanding shares held in demat/unclaimed suspense account, voting rights which are frozen etc.

No. of shareholders	No. of
1	945790

Note :

- (1) PAN would not be displayed on website of Stock Exchange(s).
- (2) The above format needs to be disclosed along with the names of the shareholders holding 1% or more than 1% of shares of the listed entity. Column no.(XIII)is not applicable in the above format.
- (3) W.r.t. the information pertaining to Depository Receipts, the same may be disclosed in the respective columns to the extent information available and the balance to be disclosed as held by custodian.
- (4) Categorization and disclosure of each shareholder category should be carried out in the order prescribed in the above format. If a shareholder is falling under more than one category, then the same shall
- (5) Sub-categorization of shares under column no.(XV) will be based on shareholding(no. of shares)under the following sub-categories:
 - (i) Shareholder who are represented by a nominee Director on the board of the listed entity or have the right to nominate a representative(i.e. Director)on the board of the listed entity.
 - (ii) Shareholder who have entered into shareholder agreement with the listed entity.
 - (iii) Shareholders acting as persons in concert with promoters.



Super Spinning Mills Limited
Table IV - Statement showing shareholding pattern of the Non Promoter- Non Public shareholder

Category & Name of the shareholders	PAN	Nos. of shareholders	No. of fully paid up equity shares held	Partly paid-up equity shares held	No. of shares underlying Depository Receipts	Total nos. shares held	Shareholding % calculated as per SCRR, 1957 As a % of (A+B+C2)	Number of Voting Rights held in each class of securities				No. of Shares Underlying Outstanding convertible securities (including Warrants)	Shareholding , as a % assuming full conversion of convertible securities (as a percentage of diluted share capital)	Number of Locked in shares		Number of Shares pledged or otherwise encumbered		Number of equity shares held in dematerialised form
								No of Voting Rights			Total as a % of (A+B+C)			No.	As a % of total Shares held(b)	No.	As a % of total Shares held(b)	
								Class eg: X	Class eg: y	Total								
(I)	(II)	(III)	(IV)	(V)	(VI)	(VII) = (IV)+(V) + (VI)	(VIII) As a % of (A+B+C2)	(IX)				(X)	(XI)= (VII)+(X) As a % of (A+B+C2)	(XII)		(XIII)		(XIV)
1 Custodian/DR Holder		0	0	0	0	0	0.0000	0	0	0	0.0000	0	0.0000	0	0.0000	NA	NA	0
2 Employee Benefit Trust / Employee Welfare Trust under SEBI (Share based Employee Benefits and Sweat Equity) Regulations, 2021		0	0	0	0	0	0.0000	0	0	0	0.0000	0	0.0000	0	0.0000	NA	NA	0
Total Non-Promoter- Non Public Shareholding (C)= (C)(1)+(C)(2)		0	0	0	0	0	0.0000	0	0	0	0.0000	0	0.0000	0	0.0000	NA	NA	0

No

(1) PAN would not be displayed on website of Stock Exchange(s).

(2) The above format needs to be disclosed along with the names of the shareholders holding 1% or more than 1% of shares of the listed entity. Column no.(XIII)is not applicable in the above format.

(3) W.r.t. the information pertaining to Depository Receipts, the same may be disclosed in the respective columns to the extent information available.

GENERATED ON :04/04/2023

NSDL : 31/03/2023

CDSL

