

## Super Spinning Mills Limited

Regd. Office: "Elgi Towers", P.B.No.7113,737-D, Green Fields, Puliakulam Road Coimbatore - 641045

Telephone No.: 0422-2311711 Fax No.: 0422-2311611 E-mail Id: investors@ssh.saraelgi.com Website: www.superspinning.com

CIN: L17111TZ1962PLC001200

## Statement of unaudited financial results for the quarter and nine months ended December 31, 2021 under Ind AS

Sl No	Particulars	Quarter ended			Nine months ended		Year ended
		Dec 31, 2021 (Unaudited)	Sep 30, 2021 (Unaudited)	Dec 31, 2020 (Unaudited)	Dec 31, 2021 (Unaudited)	Dec 31, 2020 (Unaudited)	March 31, 2021 (audited)
	<b>Income from Operations</b>						
1	Net Sales / Income from operations	2,737.11	2,509.89	1,578.95	6,887.06	3,220.73	4,888.42
2	Other Income (Net)	11.66	64.70	(0.18)	78.11	26.98	542.34
3	<b>Total income (1+2)</b>	<b>2,748.77</b>	<b>2,574.59</b>	<b>1,578.77</b>	<b>6,965.18</b>	<b>3,247.70</b>	<b>5,430.76</b>
4	<b>Expenses</b>						
	Cost of materials consumed	1,592.57	1,552.98	890.49	4,399.49	1,488.53	2,476.74
	Purchase of stock-in-trade	-	-	-	-	-	-
	Changes in Inventories of Finished Goods, Stock-in-Trade & Work-in-progress	74.41	166.91	123.53	(36.63)	456.74	370.55
	Employee benefit expenses	269.80	256.09	273.20	738.29	782.68	851.82
	Power and Fuel	195.15	191.01	147.69	535.09	390.63	517.42
	Finance costs	96.38	97.60	149.58	306.67	503.68	575.73
	Depreciation and amortization expense	69.84	69.84	107.20	217.61	242.74	307.68
	Other expenses	155.50	155.39	128.99	473.81	345.79	585.27
	<b>Total Expenses</b>	<b>2,453.65</b>	<b>2,489.81</b>	<b>1,820.68</b>	<b>6,634.34</b>	<b>4,210.80</b>	<b>5,685.21</b>
5	<b>Profit/(Loss) before exceptional items and tax (3-4)</b>	<b>295.12</b>	<b>84.78</b>	<b>(241.91)</b>	<b>330.85</b>	<b>(963.09)</b>	<b>(254.46)</b>
6	Exceptional items - ( majorly includes Profit/(Loss) on sale of Assets (Net) & Provision for expected credit losses)	379.45	103.59	367.80	487.24	538.21	532.06
7	<b>Profit/(Loss) before tax (5+6)</b>	<b>674.57</b>	<b>188.37</b>	<b>125.88</b>	<b>818.09</b>	<b>(424.88)</b>	<b>277.60</b>
8	<b>Tax expense</b>						
	Current tax	390.84	-	-	390.84	-	-
	MAT credit entitlement utilised	173.09	-	-	173.09	-	-
	Income tax provision pertaining to earlier years	-	452.74	-	452.74	-	519.91
	Deferred tax	-	-	-	-	-	-
	<b>Total Tax Expenses</b>	<b>563.93</b>	<b>452.74</b>	<b>-</b>	<b>1,016.66</b>	<b>-</b>	<b>519.91</b>
9	<b>Profit/(Loss) for the period from continuing operations (7-8)</b>	<b>110.65</b>	<b>(264.37)</b>	<b>125.88</b>	<b>(198.58)</b>	<b>(424.88)</b>	<b>(242.31)</b>
10	<b>Profit / (Loss) from discontinued operations</b>	-	-	-	-	(546.85)	(546.85)
11	Tax expense of discontinued operations	-	-	-	-	-	-
12	<b>Profit / (Loss) from discontinued operations (after tax) (10-11)</b>	-	-	-	-	(546.85)	(546.85)
13	<b>Profit/(Loss) for the period (11+12)</b>	<b>110.65</b>	<b>(264.37)</b>	<b>125.88</b>	<b>(198.58)</b>	<b>(971.73)</b>	<b>(789.16)</b>
14	<b>Other comprehensive income , net of income tax</b>						
	a) (i) items that will not be reclassified to profit or loss	-	-	-	-	-	-
	- Remeasurement of goodwill on business	-	-	-	-	-	-
	- Remeasurement of property, plant and equipment	-	-	-	-	-	-
	- Remeasurement of post employment benefit	-	-	-	-	-	(173.47)
	(ii) income tax relating to items that will not be profit or loss	-	-	-	-	-	-
	b) (i) items that will be reclassified to profit or loss	-	-	-	-	-	-
	(ii) income tax relating to items that will be reclassified to profit or loss	-	-	-	-	-	-
	<b>Total other comprehensive income , net of income tax</b>	<b>-</b>	<b>-</b>	<b>-</b>	<b>-</b>	<b>-</b>	<b>(173.47)</b>
15	<b>Total comprehensive income for the period (13+14)</b>	<b>110.65</b>	<b>(264.37)</b>	<b>125.88</b>	<b>(198.58)</b>	<b>(971.73)</b>	<b>(962.63)</b>
16	Paid-up equity share capital	550.00	550.00	550.00	550.00	550.00	550.00
	Face value per share (Rs)	1.00	1.00	1.00	1.00	1.00	1.00
17	Earning per share (Rs) (not annualised)						
	- Basic	0.20	(0.48)	0.23	(0.36)	(1.77)	(1.43)
	- Diluted	0.20	(0.48)	0.23	(0.36)	(1.77)	(1.43)
	Reserves	NA	NA	NA	NA	NA	9,814.10

**Notes:**


1 The above financial results for the quarter and Nine months ended December 31, 2021 as reviewed and recommended by the Audit committee of the Board, has been approved by the Board of Directors at its meeting held on February 05, 2022. The Statutory Auditors have carried out a limited review of the above results.

2 **Statement of Standalone assets and liabilities**

(Rs. In lakhs)

Particulars	As at December 31, 2021	As at March 31, 2021
<b>Assets</b>	<b>(unaudited)</b>	<b>(audited)</b>
<b>Non-current assets</b>		
Property, plant and equipment	10,641.02	11,202.36
Capital work in progress	45.10	-
Intangible assets	-	-
Investment property	52.43	52.43
Financial Assets		
Investments	1,327.05	1,327.05
Other financial assets	148.44	268.08
Other non-current assets	1,959.70	2,001.14
	<b>14,173.73</b>	<b>14,851.07</b>
<b>Current assets</b>		
Inventories	1,071.68	1,015.35
Financial Assets		
Investments	-	-
Trade receivables	196.09	115.23
Cash and cash equivalents	410.62	3.36
Other current financial assets	4.26	173.48
Non-Current Assets Held for Sale	140.00	2,051.90
Other current assets	8.90	8.51
	<b>1,831.55</b>	<b>3,367.83</b>
<b>Total - Assets</b>	<b>16,005.28</b>	<b>18,218.90</b>
<b>Equity and Liabilities</b>		
<b>Equity</b>		
Equity share capital	550.00	550.00
Other Equity	8,921.86	9,814.10
	<b>9,471.86</b>	<b>10,364.10</b>
<b>Non current liabilities</b>		
Financial Liabilities		
Borrowings	2,093.29	2,262.13
Provisions	340.14	182.87
Deferred tax liabilities (net)	-	-
Other non current liabilities	219.60	200.24
	<b>2,653.04</b>	<b>2,645.24</b>
<b>Current liabilities</b>		
Financial Liabilities		
Borrowings	1,435.78	809.50
Trade payables	1,012.21	1,592.43
Other current liabilities	982.50	2,748.58
Provisions	449.89	59.05
	<b>3,880.38</b>	<b>5,209.56</b>
<b>Total - Equity and Liabilities</b>	<b>16,005.28</b>	<b>18,218.90</b>

3 The Company's main business segments namely "Textiles" and "Rental services" meet the reportable segment thresholds given in Ind AS 108 "Operating Segments" and hence disclosed respectively. This reporting complies with the Ind AS segment reporting principles.



Particulars	Quarter ended			Nine months ended		Year ended
	Dec 31, 2021 (Unaudited)	Sep 30, 2021 (Unaudited)	Dec 31, 2020 (Unaudited)	Dec 31, 2021 (Unaudited)	Dec 31, 2020 (Unaudited)	March 31, 2021 (audited)
<b>Segment Revenue</b>						
a) Textiles	2,617.71	2,444.61	1,374.99	6,571.98	2,912.86	4,481.14
b) Rental services	131.06	131.74	203.96	393.20	307.87	407.28
c) Unallocated	-	-	-	-	-	-
<b>Net Sales/Income from Operations</b>	<b>2,748.77</b>	<b>2,576.34</b>	<b>1,578.95</b>	<b>6,965.18</b>	<b>3,220.73</b>	<b>4,888.42</b>
<b>Segment Results</b>						
Profit (+) / Loss (-) before tax and finance cost						
a) Textiles	297.48	102.93	(252.68)	363.40	(606.20)	2.52
b) Rental services	94.02	79.44	160.35	274.12	146.79	318.75
c) Unallocated	-	-	-	-	-	-
<b>Total</b>	<b>391.50</b>	<b>182.38</b>	<b>(92.33)</b>	<b>637.52</b>	<b>(459.41)</b>	<b>321.28</b>
Add/ Less : Finance Costs	96.38	97.60	149.58	306.67	503.68	575.73
Profit/(Loss) from continuing operations	295.12	84.78	(241.91)	330.85	(963.09)	(254.46)
Profit/(Loss) from discontinued operations	-	-	-	-	(546.85)	(546.85)
Add/ Less : Exceptional Items	379.45	103.59	367.80	487.24	538.21	532.06
<b>Profit/(Loss) Before Tax</b>	<b>674.57</b>	<b>188.37</b>	<b>125.88</b>	<b>818.09</b>	<b>(971.73)</b>	<b>(269.25)</b>
<b>Segment Assets</b>						
a) Textiles	12,369.86	13,752.84	16,862.26	12,369.86	16,862.26	16,644.69
b) Rental services	3,635.42	3,655.60	3,153.04	3,635.42	3,153.04	1,574.21
c) Other unallocable corporate assets	-	-	-	-	-	-
<b>Total assets</b>	<b>16,005.29</b>	<b>17,408.44</b>	<b>20,015.30</b>	<b>16,005.29</b>	<b>20,015.30</b>	<b>18,218.90</b>
<b>Segment Liabilities</b>						
a) Textiles	4,440.93	5,880.35	9,460.06	4,440.93	9,460.06	7,654.56
b) Rental services	2,092.49	2,166.85	200.24	2,092.49	200.24	200.24
c) Other unallocable corporate liabilities	-	-	-	-	-	-
<b>Total liabilities</b>	<b>6,533.42</b>	<b>8,047.20</b>	<b>9,660.30</b>	<b>6,533.42</b>	<b>9,660.30</b>	<b>7,854.80</b>
<b>Capital Employed (Segment assets-Segment liabilities)</b>						
a) Textiles	7,928.94	7,872.49	7,402.20	7,928.94	7,402.20	8,990.13
b) Rental services	1,542.93	1,488.75	2,952.80	1,542.93	2,952.80	1,373.97
c) Other unallocable capital employed	-	-	-	-	-	-
<b>Total capital employed in segments</b>	<b>9,471.86</b>	<b>9,361.23</b>	<b>10,355.00</b>	<b>9,471.86</b>	<b>10,355.00</b>	<b>10,364.10</b>
Unallocable corporate assets less corporate liabilities	-	-	-	-	-	-
<b>Total Capital Employed</b>	<b>9,471.86</b>	<b>9,361.23</b>	<b>10,355.00</b>	<b>9,471.86</b>	<b>10,355.00</b>	<b>10,364.10</b>

4 These statements have been prepared in accordance with the Companies (Indian Accounting Standards) Rules, 2015 (Ind AS) prescribed under section 133 of the Companies Act, 2013 read with Rules thereunder and in terms of Regulation 33 of the SEBI (Listing Obligations and Disclosure Requirements) Regulations, 2015 and SEBI Circular dated July 5, 2016.

5 The figures for the quarter ended December 31, 2021 are the balancing figures between unaudited figures in respect of the Nine months ended December 31, 2021 and unaudited published figures in respect of the financial results of the half year ended September 30, 2021.


6 **Other income includes the following:**

Particulars	Quarter ended			Nine months ended		Year ended
	Dec 31, 2021 (Unaudited)	Sep 30, 2021 (Unaudited)	Dec 31, 2020 (Unaudited)	Dec 31, 2021 (Unaudited)	Dec 31, 2020 (Unaudited)	March 31, 2021 (audited)
i) Interest Income	1.30	4.02	-0.18	7.07	16.31	22.35
ii) Miscellaneous Income (includes balances no longer payable, written back)	10.36	60.68	-	71.04	10.67	519.98
<b>Total</b>	<b>11.66</b>	<b>64.70</b>	<b>(0.18)</b>	<b>78.11</b>	<b>26.98</b>	<b>542.34</b>

7 Exceptional items disclosed in the Statement of unaudited financial results above, majorly includes Profit/(Loss) on sale of Assets on net basis.

8 To facilitate comparison, figures of the previous year have been rearranged/regrouped/recast wherever necessary.

for Super Spinning Mills Limited



Sumanth Ramamurthi  
Chairman and Managing Director  
DIN:00002773

Place: Coimbatore  
Date: February 5, 2022




Limited Review Report

To,  
The Board of Directors of Super Spinning Mills Limited, Coimbatore

1. We have reviewed the statement of unaudited Ind AS financial results of Super Spinning Mills Limited ("the Company") for the quarter and nine months ended December 31, 2021, which are included in the accompanying "Unaudited Ind AS Financial Results together with the notes thereon ("the Statement"). The Statement has been prepared by the company pursuant to Regulation 33 of the Securities and Exchange Board of India (Listing Obligations and Disclosure Requirements) Regulations, 2015 ("the Listing Regulations 2015) read with SEBI Circular No. CIR/CFD/FAC/62/2016 dated July 5, 2016.
2. The preparation of the Statement in accordance with the recognition and measurement principles laid down in Indian Accounting Standard 34, (Ind AS) 34 "Interim Financial Reporting" prescribed under Section 133 of the Companies Act, 2013 read with Rule 3 of Companies (Indian Accounting Standards) Rules, 2015, as amended, read with the above-mentioned Circular is the responsibility of the Company's management and has been approved by the Board of Directors of the Company. Our responsibility is to issue a report on the statement based on our review.
3. We conducted our review in accordance with the Standard on review Engagement (SRE) 2410, "Review of Interim Financial Information performed by the Independent Auditor of the Entity" issued by the Institute of Chartered Accountants of India. This Standard requires that we plan and perform the review to obtain moderate assurance as to whether the Statement is free of material misstatement. A review is limited primarily to inquiries of company personnel and analytical procedures applied to financial data and thus provide less assurance than an audit. We have not performed an audit and accordingly we do not express an audit opinion.
4. Based on our review conducted as above, nothing has come to our attention that causes us to believe that, the accompanying Statement, prepared in accordance with the recognition and measurement principles laid down in the applicable Indian Accounting Standards ("Ind AS") specified under Section 133 of the Companies Act, 2013, read with relevant rules issued thereunder and other recognised accounting practices and policies has not disclosed the information required to be disclosed in terms of Regulation 33 of the Listing Regulations, 2015 read with SEBI circular dated July 5, 2016 including the manner in which it is to be disclosed, or that it contains any material misstatement.

For M/s Sethia, Prabhad Hegde & Co  
Chartered Accountants  
Registration No. 013367S



  
Timmayya Hegde  
Partner  
Membership No. 226267

UDIN: 22226267AAMCCH2822

February 5, 2022

#21, 1st Floor, 'A' Main Road, 'E' Block extension, Sahakar Nagar, Bangalore - 560092.