



Super Spinning Mills Limited

Regd. & Central Office : "Elgi Towers" P.B. 7113, Green Fields, 737-D, Puliakulam Road, Coimbatore - 641 045.
CIN : L17111TZ1962PLC001200



November 12th, 2020

To

Listing Department	Listing Department
BSE Ltd Phiroze Jeejeebhoy Towers Dalal Street Mumbai - 400 001 Scrip Code: - 521180	National Stock Exchange of India Limited "Exchange Plaza", C-1, Block G Bandra – Kurla Complex, Bandra (E) Mumbai – 400 051 Scrip Code: - SUPERSPIN

Dear Sir,

Sub: Outcome of meeting of Board of Directors of the Company pursuant to Regulation 30 of SEBI (Listing Obligations and Disclosure Requirements) Regulations, 2015 - Reg.

This is to inform that the Board of Directors of the Company at their meeting held today has inter-alia considered and approved the unaudited financial results of the Company for the quarter and half year ended 30th September 2020 along with Limited Review Report pursuant to Reg 33 of the SEBI (Listing Obligations and Disclosure Requirements) Regulations, 2015.

Please find enclosed the unaudited financial results and the limited review report dated 12th November 2020 issued by the Statutory Auditors of the Company.

The Board Meeting commenced at 04:15 PM and concluded at 05:30 PM.

This is for your kind information and records.

Thanking you,
Yours truly

For Super Spinning Mills Ltd

Narmatha G K
Company Secretary

RECOGNISED EXPORT - TRADING HOUSE

Phone : +91-422 - 2311711, Fax : 91 - 422 - 2311611, E-mail : super@ssh.saraelgi.com Web : www.superspining.com


Super Spinning Mills Limited

Regd. Office: "Elgi Towers", P.B.No.7113,737-D, Green Fields, Pulliakulam Road Coimbatore - 641045
 Telephone No.: 0422-2311711 Fax No.: 0422-2311611 E-mail Id: investors@ssh.saraelgi.com Website: www.superspinning.com
 CIN: L17111TZ1962PLC001200

Statement of unaudited financial results for the quarter and half year ended September 30, 2020 under Ind AS

(Rs. In lakhs)

Sl No.	Particulars	Quarter ended			Half year ended		Year ended
		Sep 30, 2020 (Unaudited)	June 30, 2020 (Unaudited)	Sep 30, 2019 (Unaudited)	Sep 30, 2020 (Unaudited)	Sep 30, 2019 (Unaudited)	March 31, 2020 (audited)
	Income from Operations						
1	Net Sales / Income from operations	1,250.15	391.63	3,765.54	1,641.78	8,054.65	14,945.50
2	Other Income (Net)	20.84	6.31	19.11	27.15	29.56	58.53
3	Total Income (1+2)	1,270.99	397.94	3,784.65	1,668.93	8,084.21	15,004.03
	Expenses						
	Cost of materials consumed	388.44	209.60	2,322.59	598.04	4,860.92	8,232.84
	Purchase of stock-in-trade	-	-	-	-	-	-
	Changes in Inventories of Finished Goods, Stock-in-Trade & Work-in-progress	577.46	(244.25)	(55.84)	333.21	497.31	1,107.96
	Employee benefit expenses	181.47	328.01	671.32	509.48	1,417.37	2,487.66
	Power and Fuel	76.99	165.95	642.22	242.94	1,232.66	2,302.02
	Finance costs	184.91	169.19	241.73	354.10	483.47	880.50
	Depreciation and amortization expense	44.46	91.08	99.93	135.55	199.83	389.56
	Other expenses	121.57	95.23	321.40	216.79	726.13	1,437.74
	Total Expenses	1,575.31	814.80	4,243.35	2,390.12	9,417.70	16,838.29
5	Profit/(Loss) before exceptional items and tax (3-4)	(304.32)	(416.86)	(458.70)	(721.18)	(1,333.49)	(1,834.26)
6	Exceptional items	47.03	123.39	1,075.99	170.41	1,078.90	704.00
7	Profit/(Loss) before tax (5+6)	(257.29)	(293.48)	617.29	(550.77)	(254.59)	(1,130.26)
	Tax expense						
	Current tax	-	-	-	-	-	-
	Deferred tax	-	-	-	-	-	-
	Total Tax Expenses	-	-	-	-	-	-
9	Profit/(Loss) for the period from continuing operations (7-8)	(257.29)	(293.48)	617.29	(550.77)	(254.59)	(1,130.26)
10	Profit / (Loss) from discontinued operations	(444.37)	(102.47)	-	(546.85)	-	-
11	Tax expense of discontinued operations	-	-	-	-	-	-
12	Profit / (Loss) from discontinued operations (after tax) (10-11)	(444.37)	(102.47)	-	(546.85)	-	-
13	Profit/(Loss) for the period (11+12)	(701.67)	(395.95)	617.29	(1,097.62)	(254.59)	(1,130.26)
14	Other comprehensive income , net of income tax						
	a) (i) items that will not be reclassified to profit or loss	-	-	-	-	-	-
	- Remeasurement of goodwill on business combination	-	-	-	-	-	-
	- Remeasurement of property, plant and equipment	-	-	-	-	-	-
	- Remeasurement of post employment benefit obligations	-	-	-	-	-	(98.60)
	(ii) income tax relating to items that will not be reclassified to profit or loss	-	-	-	-	-	-
	b) (i) items that will be reclassified to profit or loss	-	-	-	-	-	-
	(ii) income tax relating to items that will be reclassified to profit or loss	-	-	-	-	-	-
	Total other comprehensive income , net of income tax	-	-	-	-	-	(98.60)
15	Total comprehensive income for the period (13+14)	(701.67)	(395.95)	617.29	(1,097.62)	(254.59)	(1,228.86)
16	Paid-up equity share capital	550.00	550.00	550.00	550.00	550.00	550.00
	Face value per share (Rs)	1.00	1.00	1.00	1.00	1.00	1.00
17	Earning per share (Rs) (not annualised)						
	- Basic	(1.28)	(0.72)	1.12	(2.00)	(0.46)	(2.06)
	- Diluted	(1.28)	(0.72)	1.12	(2.00)	(0.46)	(2.06)
18	Reserves (i.e. Other Equity)	NA	NA	NA	NA	NA	10,776.73




Notes:

1 The above financial results for the quarter and half year ended September 30, 2020 as reviewed and recommended by the Audit committee of the Board, has been approved by the Board of Directors at its meeting held on November 12, 2020. The Statutory Auditors have carried out a limited review of the above results.

2 Statement of Standalone assets and liabilities

(Rs. In lakhs)

Particulars	As at	As at
	September 30, 2020	March 31, 2020
Assets	(unaudited)	(audited)
Non-current assets		
Property, plant and equipment	9,601.56	15,337.16
Capital work in progress	99.92	1.31
Intangible assets	-	-
Investment property	4,131.21	52.43
Financial Assets		
Investments	1,327.05	1,327.05
Other financial assets	268.83	268.83
Other non-current assets	2,501.22	2,416.78
	17,929.79	19,403.56
Current assets		
Inventories	883.15	1,217.30
Financial Assets		
Investments	-	-
Trade receivables	120.26	975.19
Cash and cash equivalents	11.40	10.21
Other current financial assets	344.16	222.38
Non-Current Assets Held for Sale	843.86	1,102.01
Other current assets	222.18	169.77
	2,425.02	3,696.88
Total - Assets	20,354.80	23,100.44
Equity and Liabilities		
Equity		
Equity share capital	550.00	550.00
Other Equity	9,679.12	10,776.73
	10,229.12	11,326.73
Non current liabilities		
Financial Liabilities		
Borrowings	105.00	-
Provisions	242.95	490.48
Deferred tax liabilities (net)	-	-
Other non current liabilities	200.24	182.18
	548.19	672.66
Current liabilities		
Financial Liabilities		
Borrowings	4,067.32	3,567.66
Trade payables		
i) Total outstanding dues of micro and small enterprises; and	13.89	4.10
ii) Total outstanding dues of creditors other than micro and small enterprises	4,427.18	6,282.88
Other current liabilities	968.86	1,136.25
Provisions	100.25	110.14
	9,577.50	11,101.04
Total - Equity and Liabilities	20,354.80	23,100.44



3 The Company is structured into two reportable business segments - "Textiles" and "Rental Services". Textiles consists of manufacturing and sale of Yarn and Rental services consist of letting out of properties as tabulated below:

Particulars	Quarter ended			Half year ended		Year ended
	Sep 30, 2020 (Unaudited)	June 30, 2020 (Unaudited)	Sep 30, 2019 (Unaudited)	Sep 30, 2020 (Unaudited)	Sep 30, 2019 (Unaudited)	March 31, 2020 (audited)
Segment Revenue						
a) Textiles	1,146.24	286.89	3,670.17	1,433.13	7,869.02	14,560.63
b) Rental services	103.91	104.74	95.37	208.64	185.63	384.87
c) Unallocated	-	-	-	-	-	-
Net Sales/Income from Operations	1,250.15	391.63	3,765.54	1,641.78	8,054.65	14,945.50
Segment Results						
Profit (+) / Loss (-) before tax and finance cost						
a) Textiles	(192.37)	(321.50)	(279.48)	(513.87)	(967.10)	(1,270.29)
b) Rental services	72.97	73.82	62.51	146.79	117.08	316.53
c) Unallocated	-	-	-	-	-	-
Total	(119.41)	(247.68)	(216.97)	(367.09)	(850.02)	(953.76)
Add/ Less : Finance Costs	184.91	169.19	241.73	354.10	483.47	880.50
Profit/(Loss) from continuing operations	(304.32)	(416.86)	(458.70)	(721.18)	(1,333.49)	(1,834.26)
Profit/(Loss) from discontinued operations	(444.37)	(102.47)	-	(546.85)	-	-
Add/ Less : Exceptional Items	47.03	123.39	1,075.99	170.41	1,078.90	704.00
Profit/(Loss) Before Tax	(701.67)	(395.95)	617.29	(1,097.62)	(254.59)	(1,130.26)
Segment Assets						
a) Textiles	16,907.14	19,992.09	23,487.52	16,907.14	23,487.52	19,619.46
b) Rental services	3,447.66	3,463.62	3,512.10	3,447.66	3,512.10	3,480.97
c) Other unallocable corporate assets	-	-	-	-	-	-
Total assets	20,354.80	23,455.71	26,999.63	20,354.80	26,999.63	23,100.44
Segment Liabilities						
a) Textiles	9,925.45	12,324.69	14,526.65	9,925.45	14,526.65	11,591.52
b) Rental services	200.24	200.24	171.98	200.24	171.98	182.18
c) Other unallocable corporate liabilities	-	-	-	-	-	-
Total liabilities	10,125.68	12,524.92	14,698.63	10,125.68	14,698.63	11,773.70
Capital Employed (Segment assets-Segment liabilities)						
a) Textiles	6,981.69	7,667.40	8,960.88	6,981.69	8,960.88	8,027.94
b) Rental services	3,247.42	3,263.39	3,340.12	3,247.42	3,340.12	3,298.79
c) Other unallocable capital employed	-	-	-	-	-	-
Total capital employed in segments	10,229.12	10,930.78	12,301.00	10,229.12	12,301.00	11,326.73
Unallocable corporate assets less corporate liabilities	-	-	-	-	-	-
Total Capital Employed	10,229.12	10,930.78	12,301.00	10,229.12	12,301.00	11,326.73

4 These statements have been prepared in accordance with the Companies (Indian Accounting Standards) Rules, 2015 (Ind AS) prescribed under section 133 of the Companies Act, 2013 read with Rules thereunder and in terms of Regulation 33 of the SEBI (Listing Obligations and Disclosure Requirements) Regulations, 2015 and SEBI Circular dated July 5, 2016.

5 The figures for the quarter ended September 30, 2020 are the balancing figures between unaudited figures in respect of the half year ended September 30, 2020 and unaudited published figures in respect of the financial results of the quarter ended June 30, 2020.



6 Other Income includes the following:	Quarter ended			Half year ended		Year ended
	Sep 30, 2020 (Unaudited)	June 30, 2020 (Unaudited)	Sep 30, 2019 (Unaudited)	Sep 30, 2020 (Unaudited)	Sep 30, 2019 (Unaudited)	March 31, 2020 (audited)
Particulars						
i) Interest Income	2.53	6.02	10.35	8.55	20.80	29.84
ii) Miscellaneous Income (Write backs, Exchange gain - Net)	18.31	0.29	8.76	18.61	8.76	28.70
Total	20.85	6.31	19.11	27.16	29.56	58.53

7 Exceptional items disclosed in the Statement of unaudited financial results above, majorly includes Profit/(Loss) on sale of Assets on net basis.


8 The company's operations and financial results for the quarter and half year end have been very adversely impacted by the lockdown imposed to curtail the spread of COVID-19. The operations of Super 'B' Unit at Hindupur, Andrapradesh have been gradually resumed in line with the phased lifting of lockdowns with constraints on availability of workforce and lower demand for the finished goods resulting in scaling down of operations. The company has taken into account available external and internal information for assessing possible impact of COVID 19 on various elements of its financial results. The impact of COVID -19 on the unaudited financial results may differ from that estimated as at the date of approval of these unaudited financial results, and the company will continue to closely monitor any material changes to future economic conditions.

9 Followed by the Covid-19 pandemic, during the quarter and half year ended September 30, 2020, the operations of Unit - A at Hindupur, Andrapradesh was found to be unviable due to production losses and workers layoffs. Hence, the company, suspended the operations of the unit on 1st July 2020. Consequently, the Company has reported the losses arising out of this unit aggregating to Rs. 546.85 lakhs in its Statement of Profit and Loss under Profit/loss from Discontinued Operations as required under Ind AS 105 (Non current Assets held for sale and discontinued operations) of Companies (Indian Accounting Standards) Rules, 2015.

Pursuant to the shareholders approval received vide postal ballot on 7th August 2020 authorising to sell/transfer/dispose off the assets of the said Unit, the Company reclassified Property, Plant and Equipment pertaining to the said Unit under Investment Property aggregating to Rs. 4,078.78 lakhs and as Non current assets held for sale aggregating to Rs. 843.86 lakhs

10 To facilitate comparison, figures of the previous year have been rearranged/regrouped/recast wherever necessary.


for Super Spinning Mills Limited



Sumanth Ramamurthi

Chairman and Managing Director

DIN:00002773



Place: Coimbatore

Date: November 12, 2020

Super Spinning Mills Limited
Statement of cash flows for the half year ended September 30, 2020

(All amounts are in lakhs of Indian Rupees, unless otherwise stated)

Disclosure of Statement of Cash Flows as per Regulation 33 of the SEBI (Listing Obligations and Disclosure Requirements)

Regulations, 2015 for the half year ended September 30, 2020 -

Particulars	Half year ended Sep 30, 2020	Half year ended Sep 30, 2019	Year ended March 31, 2020
I. Operating Activities			
Profit before income tax	(1,097.62)	(254.59)	(1,130.26)
Adjustments for:			
Depreciation and amortisation expense	174.02	199.83	389.56
(Profit)/ Loss on sale of assets - Net	(248.97)	(1,078.90)	(704.00)
(Profit)/ Loss on sale of investments	-	-	-
Prior period adjustment as per Ind AS	-	-	-
Interest income	(8.55)	(20.80)	(29.84)
Finance costs	354.10	483.47	880.50
	(827.02)	(670.99)	(594.05)
Change in assets and liabilities			
(Increase)/ decrease in loans	-	-	-
(Increase)/ decrease in Other financial assets	(121.78)	57.53	252.00
(Increase)/ decrease in inventories	334.15	459.55	1,268.13
(Increase)/ decrease in trade receivables	854.93	281.64	98.05
(Increase)/ decrease in Other assets	965.16	2,071.12	4,534.86
Increase/ (decrease) in provisions and other liabilities	(330.52)	(2,752.70)	(4,074.16)
Increase/ (decrease) in trade payables	(1,845.93)	454.80	(363.88)
Cash generated from operations	(971.00)	(99.06)	1,120.96
Less : Income taxes paid (net of refunds)	-	-	-
Net cash flow from / (used in) operating activities (I)	(971.00)	(99.06)	1,120.96
II. Investing Activities			
Purchase of Property, plant and equipment (including changes in Capital work in progress)	(100.00)	(73.87)	(181.26)
Increase/ (decrease) in Non current Assets held for sale	-	-	-
Sale proceeds of Property, plant and equipment	889.31	1,166.96	1,322.41
(Purchase)/ disposal proceeds of Investment Property	-	-	-
(Purchase)/ disposal proceeds of Investments	-	-	-
(Investments in)/ Maturity of fixed deposits with banks	-	-	-
Interest income	8.55	20.80	29.84
Net cash flow from / (used in) Investing activities (II)	797.86	1,113.89	1,170.98
III. Financing Activities			
Proceeds from issue of equity share capital (net of share application money)	-	-	-
Proceeds from/ (repayment of) long term borrowings	17.44	(410.64)	(764.64)
Proceeds from/ (repayment of) short term borrowings	499.66	(122.18)	(664.90)
Unsecured loans and deposits	-	-	-
Finance costs	(342.77)	(483.47)	(867.16)
Net cash flow from / (used in) Financing activities (III)	174.33	(1,016.30)	(2,296.70)
Net decrease in cash and cash equivalents (I+II+III)	1.19	(1.46)	(4.76)
Cash and cash equivalents at the beginning of the financial year	10.21	14.97	14.97
Cash and cash equivalents on merger	-	-	-
Add/(Less): Effects of exchange rate differences on cash and cash equivalents	-	-	-
Cash and cash equivalents at end of the year	11.40	13.51	10.21


Notes:

1. The above cash flow statement has been prepared under indirect method prescribed in Ind AS 7 "Cash Flow Statements".

2. Components of cash and cash equivalents

Balances with banks			
- in current accounts	4.55	9.30	5.13
- in deposit accounts	-	-	-
Cheque in Transit	-	-	-
Cash on hand	6.85	4.21	5.07
	11.40	13.51	

Significant accounting policies and the accompanying notes form an integral part of the financial statements



Sethia Prabhad Hegde & Co.

Chartered Accountants



Limited review report on unaudited quarterly and half year ended financial results of Super Spinning Mills Limited under Regulation 33 of the Securities and Exchange Board of India (Listing Obligations and Disclosure Requirements) Regulations, 2015

To,
The Board of Directors of Super Spinning Mills Limited, Coimbatore

1. We have reviewed the statement of unaudited financial results of Super Spinning Mills Limited ("the Company") for the quarter and half year ended September 30, 2020, which are included in the accompanying "Unaudited Financial Results together with the notes thereon ("the Statement)". The Statement has been prepared by the company pursuant to Regulation 33 of the Securities and Exchange Board of India (Listing Obligations and Disclosure Requirements) Regulations, 2015 ("the Listing Regulations 2015) read with SEBI Circular No. CIR/CFD/FAC/62/2016 dated July 5, 2016.
2. The preparation of the Statement in accordance with the recognition and measurement principles laid down in Indian Accounting Standard 34, (Ind AS) 34 "Interim Financial Reporting" prescribed under Section 133 of the Companies Act, 2013 read with Rule 3 of Companies (Indian Accounting Standards) Rules, 2015, as amended, read with the above-mentioned Circular is the responsibility of the Company's management and has been approved by the Board of Directors of the Company. Our responsibility is to issue a report on the statement based on our review.
3. We conducted our review in accordance with the Standard on review Engagement (SRE) 2410, "Review of Interim Financial Information performed by the Independent Auditor of the Entity" issued by the Institute of Chartered Accountants of India. This Standard requires that we plan and perform the review to obtain moderate assurance as to whether the Statement is free of material misstatement. A review is limited primarily to inquiries of company personnel and analytical procedures applied to financial data and thus provide less assurance than an audit. We have not performed an audit and accordingly we do not express an audit opinion.
4. Based on our review conducted as above, nothing has come to our attention that causes us to believe that, the accompanying Statement, prepared in accordance with the recognition and measurement principles laid down in the applicable Indian Accounting Standards ("Ind AS") specified under Section 133 of the Companies Act, 2013, read with relevant rules issued thereunder and other recognised accounting practices and policies has not disclosed the information required to be disclosed in terms of Regulation 33 of the Listing Regulations, 2015 read with SEBI circular dated July 5, 2016 including the manner in which it is to be disclosed, or that it contains any material misstatement.

November 12, 2020
Bengaluru

For M/s Sethia, Prabhad Hegde & Co
Chartered Accountants
Registration No. 013367S




Timmayya Hegde
Partner
Membership No. 226267

UDIN: 20226267AAA8F7545