

Super Spinning Mills Limited

Regd. Office: "Elgi Towers", P.B.No.7113,737-D,Green Fields, Puliakulam Road Coimbatore - 641045
 Telephone No.: 0422-2311711 Fax No.: 0422-2311611 E-mail Id: investors@ssh.saraelgi.com Website: www.superspining.com
 CIN: L17111TZ1962PLC001200

Statement of Unaudited Financial Results for the Quarter and Half Year Ended Sep 30, 2018

(Rs. In lakhs)

S No	Particulars	Three months ended			Half Year Ended		12 months ended
		Sep 30, 2018 (Unaudited)	June 30, 2018 (Unaudited)	Sep 30, 2017 (Unaudited)	Sep 30, 2018 (Unaudited)	Sep 30, 2017 (Unaudited)	March 31, 2018 (Audited)
	Income from Operations						
1	Net Sales / Income from operations	5,992.70	4,521.19	6,875.00	10,513.89	13,933.00	26,087.92
2	Other Income (Net)	11.83	25.48	171.00	37.30	200.00	273.83
3	Total Income (1+2)	6,004.52	4,546.67	7,046.00	10,551.19	14,133.00	26,361.75
4	Expenses						
	Cost of materials consumed	3,404.71	2,762.32	4,381.00	6,167.03	8,646.00	15,723.59
	Purchase of stock-in-trade	-	-	-	-	-	-
	Changes in Inventories of Finished Goods, Stock-in-Trade & Work-in-progress	395.09	72.71	(97.00)	467.80	38.00	948.31
	Employee benefit expenses	833.92	819.36	974.00	1,653.28	1,979.00	3,532.68
	Power and Fuel	582.45	695.87	1,022.00	1,278.32	2,058.00	3,895.38
	Finance costs	314.05	325.63	351.00	639.68	715.00	1,381.73
	Depreciation and amortization expense	100.64	101.25	148.00	201.89	297.00	554.82
	Other expenses	476.26	428.12	611.00	904.38	1,318.00	2,484.28
	Total Expenses	6,107.13	5,205.26	7,390.00	11,312.39	15,051.00	28,520.79
5	Profit/ (Loss) before exceptional items and tax (3-4)	(102.61)	(658.59)	(344.00)	(761.20)	(918.00)	(2,159.04)
6	Exceptional items	-	(19.50)	-	(19.50)	-	-
7	Profit/ (Loss) before tax (5+6)	(102.61)	(678.09)	(344.00)	(780.70)	(918.00)	(2,159.04)
8	Tax expense						
	Current tax	-	-	-	-	-	-
	Deferred tax	-	-	-	-	-	-
	Total Tax Expenses	-	-	-	-	-	-
9	Profit/ (Loss) for the period from continuing operations (7-8)	(102.61)	(678.09)	(344.00)	(780.70)	(918.00)	(2,159.04)
10	Profit / (Loss) from discontinued operations	-	-	-	-	-	-
11	Tax expense of discontinued operations	-	-	-	-	-	-
12	Profit / (Loss) from discontinued operations (after tax) (10-11)	-	-	-	-	-	-
13	Profit/ (Loss) for the period (9+12)	(102.61)	(678.09)	(344.00)	(780.70)	(918.00)	(2,159.04)
14	Other comprehensive income , net of income tax						
	a) (i) items that will not be reclassified to profit or loss	-	-	-	-	-	-
	(ii) income tax relating to items that will not be reclassified to profit or loss	-	-	-	-	-	-
	b) (i) items that will be reclassified to profit or loss	-	-	-	-	-	-
	(ii) income tax relating to items that will be reclassified to profit or loss	-	-	-	-	-	-
	Total other comprehensive income , net of income tax	-	-	-	-	-	-
15	Total comprehensive income for the period (13+14)	(102.61)	(678.09)	(344.00)	(780.70)	(918.00)	(2,159.04)
16	Paid-up equity share capital	550.00	550.00	550.00	550.00	550.00	550.00
	Face value per share (Rs)	1.00	1.00	1.00	1.00	1.00	1.00
17	Earning per share (Rs) (not annualised)						
	- Basic	(0.19)	(1.23)	(0.63)	(1.42)	(1.67)	(3.93)
	- Diluted	(0.19)	(1.23)	(0.63)	(1.42)	(1.67)	(3.93)

Notes:

- 1 The above financial results for the quarter and half year ended Sep 30, 2018 as reviewed and recommended by the Audit committee of the Board, has been approved by the Board of Directors at its meeting held on Oct 27, 2018.
- 2 The statement has been prepared in accordance with the companies (Indian Accounting Standards) Rules, 2015 (Ind AS) (and relevant amendment rules thereafter) prescribed under section 133 of the companies Act, 2013 and other recognised accounting practices and policies to the extent applicable.
- 3 Other Income Includes The Following:

Particulars	Three months ended			Half Year Ended		12 months ended
	Sep 30, 2018 (Unaudited)	June 30, 2018 (Unaudited)	Sep 30, 2017 (Unaudited)	Sep 30, 2018 (Unaudited)	Sep 30, 2017 (Unaudited)	March 31, 2018 (Audited)
Interest Income	6.93	8.86	14.55	15.78	11.62	33.86
Other Non-Operating Income	4.90	16.62	156.45	21.52	188.38	239.97
Total	11.83	25.48	171.00	37.30	200.00	273.83


- 4 The figures for the quarter ended Sep 30, 2018 are the balancing figures between unaudited figures in respect of the half year ended Sep 30, 2018 and unaudited published figures in respect of the financial results of the quarter ended June 30, 2018.
- 5 Exceptional items include the loss of inventory of cotton due to a fire accident in the Blow Room, Unit B on the 15th of April 2018 to the tune of Rs.19.50 Lakhs. The company has filed an insurance claim for the damage.
- 6 The manufacturing activities at one of the plants, Super Sara at Beerapalli, Andhra Pradesh has been temporarily suspended for a further period of 24 months w.e.f June 29, 2018 due to modernisation process. During the half year ended Sep 30, 2018, the Company has incurred an operational loss from the said Unit amounting to Rs. 108.52 lakhs and the same has been shown under the 'Continuing Operations' considering that the management has intention to resume the operations in the near future.
- 7 The Company's main business segment is "Textile" while the other segment does not meet the reportable segment thresholds given in Ind AS 108 "Operating Segments" and hence included under "Others" This reporting complies with the Ind AS segment reporting principles.

(Rs. In lakhs)


Particulars	Three months ended			Half Year Ended		12 months ended
	Sep 30, 2018 (Unaudited)	June 30, 2018 (Unaudited)	Sep 30, 2017 (Unaudited)	Sep 30, 2018 (Unaudited)	Sep 30, 2017 (Unaudited)	March 31, 2018 (Audited)
Segment Revenue						
a) Textiles	5,986.08	4,466.78	6,863.00	10,452.86	13,906.00	26,045.02
b) Others	6.82	54.41	12.00	61.03	27.00	42.90
Revenue from operations (Net)	5,992.70	4,521.19	6,875.00	10,513.89	13,933.00	26,087.92
Segment Results						
Profit (+) / Loss (-) before tax and finance cost						
a) Textiles	206.06	(327.64)	16.00	(121.58)	(193.00)	(773.71)
b) Others	5.38	(5.32)	(9.00)	0.06	(10.00)	(3.60)
Total	211.44	(332.96)	7.00	(121.52)	(203.00)	(777.31)
(Add)/ Less : Finance Cost	314.05	325.63	351.00	639.68	715.00	1,381.73
Exceptional Items -(Profit)/Loss	-	19.50	-	19.50	-	-
Profit/(Loss) from continuing operations	(102.61)	(678.09)	(344.00)	(780.70)	(918.00)	(2,159.04)
Profit/(Loss) from discontinuing operations	-	-	-	-	-	-
Profit Before Tax	(102.61)	(678.09)	(344.00)	(780.70)	(918.00)	(2,159.04)
Segment Assets						
a) Textiles	30,874.25	28,075.82	29,564.00	30,874.25	29,564.00	28,824.18
b) Others	387.86	399.95	1,456.00	387.86	1,456.00	454.36
c) Other unallocable corporate assets	-	-	-	-	-	-
Total assets	31,262.11	28,475.77	31,020.00	31,262.11	31,020.00	29,278.54
Segment Liabilities						
a) Textile operations	17,544.45	14,661.78	15,249.00	17,544.45	15,249.00	14,795.87
b) Others	33.35	27.08	91.00	33.35	91.00	17.87
c) Other unallocable corporate liabilities	-	-	-	-	-	-
Total liabilities	17,577.80	14,688.86	15,340.00	17,577.80	15,340.00	14,813.54
Capital Employed (Segment assets-Segment liabilities)						
a) Textiles	13,329.79	13,414.04	14,315.00	13,329.79	14,315.00	14,028.31
b) Others	354.51	372.87	1,365.00	354.51	1,365.00	436.69
Total capital employed in segments	13,684.31	13,786.91	15,680.00	13,684.31	15,680.00	14,465.00
Unallocable corporate assets less corporate liabilities	-	-	-	-	-	-
Total Capital Employed	13,684.31	13,786.91	15,680.00	13,684.31	15,680.00	14,465.00

Statement of Assets & Liabilities
(All amounts are in INR lakhs)

	Sep 30, 2018 (Unaudited)	Sep 30, 2017 (Unaudited)	March 31, 2018 (Audited)
I.ASSETS			
1.Non-Current Assets			
Property, plant and equipment	20,393.17	20,842.33	20,582.79
Intangible assets	798.92	799.24	798.92
Capital work in progress	-	1.01	-
Investment Property	93.56	93.56	93.56
Financial Assets			
Investments	1,327.05	1,364.00	1,327.05
Other financial	477.98	610.00	600.70
Other non-current assets	5.00	50.11	15.32
Total Non-Current Assets	23,095.68	23,760.25	23,418.34
2.Current Assets			
Inventories	2,477.69	2,543.27	1,782.41
Financial Assets			
Trade receivable	2,007.86	1,720.17	1,195.04
Cash and cash equivalents	145.00	165.67	158.22
Other financial	2,495.10	2,265.00	2,497.87
Other current assets	1,040.78	565.00	226.66
Total Current Assets	8,166.42	7,259.11	5,860.20
TOTAL ASSETS	31,262.11	31,019.36	29,278.54
II.EQUITY AND LIABILITIES			
1.Equity			
Equity share capital	550.00	550.00	550.00
Other Equity	13,134.31	15,130.00	13,915.00
Total equity	13,684.31	15,680.00	14,465.00
Liabilities			
2.Non-Current Liabilities			
Financial Liabilities			
Borrowings	548.24	1,219.56	855.76
Provisions	676.21	623.14	545.00
Deferred tax liabilities (Net)	-	-	-
Total Non-Current Liabilities	1,224.44	1,842.70	1,400.76
3.Current Liabilities			
Financial Liabilities			
Borrowings	5,505.34	6,067.32	5,650.63
Trade payable	7,585.41	4,978.34	5,300.98
Other current liabilities	3,226.30	2,285.00	2,324.45
Short Term Provisions	36.31	166.00	136.72
Total Current Liabilities	16,353.36	13,496.66	13,412.78
TOTAL LIABILITIES	17,577.80	15,339.36	14,813.54
TOTAL EQUITY AND LIABILITIES	31,262.11	31,019.36	29,278.54

for Super Spinning Mills Limited

 Sumanth Ramanurthi
 Chairman and Managing Director
 DIN-0002773

Place : Coimbatore
 Date : 27.10.2018





Limited Review Report

To
The Board of Directors of Super Spinning Mills Limited, Coimbatore

1. We have reviewed the statement of unaudited Ind AS financial results of Super Spinning Mills Limited ("the Company") for the quarter ended September 30, 2018 and half year ended September 30, 2018, which are included in the accompanying "Unaudited Ind AS Financial Results together with the notes thereon ("the Statement)". The Statement has been prepared by the company pursuant to Regulation 33 of the Securities and Exchange Board of India (Listing Obligations and Disclosure Requirements) Regulations, 2015 ("the Listing Regulations 2015) read with SEBI Circular No. CIR/CFD/FAC/62/2016 dated July 5, 2016.
2. The preparation of the Statement in accordance with the recognition and measurement principles laid down in Indian Accounting Standard 34, (Ind AS) 34 "Interim Financial Reporting" prescribed under Section 133 of the Companies Act, 2013 read with Rule 3 of Companies (Indian Accounting Standards) Rules, 2015, as amended, read with the above-mentioned Circular is the responsibility of the Company's management and has been approved by the Board of Directors of the Company. Our responsibility is to issue a report on the statement based on our review.
3. We conducted our review in accordance with the Standard on review Engagement (SRE) 2410, "Review of Interim Financial Information performed by the Independent Auditor of the Entity" issued by the Institute of Chartered Accountants of India. This Standard requires that we plan and perform the review to obtain moderate assurance as to whether the Statement is free of material misstatement. A review is limited primarily to inquiries of company personnel and analytical procedures applied to financial data and thus provide less assurance than an audit. We have not performed an audit and accordingly we do not express an audit opinion.
4. Based on our review conducted as above, nothing has come to our attention that causes us to believe that, the accompanying Statement, prepared in accordance with the recognition and measurement principles laid down in the applicable Indian Accounting Standards ("Ind AS") specified under Section 133 of the Companies Act, 2013, read with relevant rules issued thereunder and other recognised accounting practices and policies has not disclosed the information required to be disclosed in terms of Regulation 33 of the Listing Regulations, 2015 read with SEBI circular dated July 5, 2016 including the manner in which it is to be disclosed, or that it contains any material misstatement.

For M/s Sethia, Prabhad Hegde & Co
Chartered Accountants
Registration No. 0133675




Pimmayya Hegde
Partner
Membership No. 226267

October 27, 2018
Coimbatore