

Shareholding Pattern under Regulation 31 of SEBI (Listing Obligations and Disclosure Requirements) Regulations, 2015


1.	Name of Listed Entity: Super Spinning Mills Limited
2.	Scrip Code/Name of Scrip/Class of Security: 521180
3.	Share Holding Pattern Filled under: Reg. 31(1)(a)/Reg. 31(1)(b)/Reg.31(1)(c)
	a. If under 31(1)(b) then indicate the report for Quarter ending : 31st December 2017
	b. If under 31(1)(c) then indicate date of allotment/extinguishment
4.	Declaration: The Listed entity is required to submit the following declaration to the extent of submission of information:-

	Particulars	Yes*	No*
1	Whether the Listed Entity has issued any partly paid up shares?		No
2	Whether the Listed Entity has issued any Convertible Securities or Warrants?		No
3	Whether the Listed Entity has any shares against which depository receipts are issued?		No
4	Whether the Listed Entity has any shares in locked-in?		No
5	Whether any shares held by promoters are pledge or otherwise encumbered?		No

* If the Listed Entity selects the option 'No' for the questions above, the columns for the partly paid up shares, Outstanding Convertible Securities/Warrants, depository receipts, locked-in shares, No of shares pledged or otherwise encumbered by promoters, as applicable, shall not be displayed at the time of dissemination on the Stock Exchange website. Also wherever there is 'No' declared by Listed Entity in above table the values will be considered as 'Zero' by default on submission of the format of holding of specified securities.

For Super Spinning Mills Ltd

Ramesh Krishnakumar
Ramesh Krishnakumar
Company Secretary



Super Spinning Mills Limited

Table 1 - Summary Statement holding of specified securities

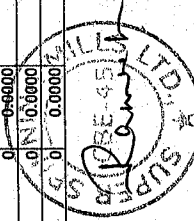
Category	Category of shareholder	Nos. of shareholders	No. of fully paid up equity shares held	No. of Partly paid-up equity shares held	No. of shares underlying Depository Receipts	Total nos. shares held (VII) = (IV)+(V)+(VI)	Shareholding as a % of total no. of shares (calculate as per SCRR, 1957)	Number of Voting Rights held in each class of securities			No. of Shares Underlying Outstanding convertible securities (including Warrants)	Shareholding, as a % assuming full conversion of convertible securities (as a percentage of diluted share capital) (XI) = (VII)+(X) As a % of (A+B+C2)	Number of Locked In shares		Number of Shares pledged or otherwise encumbered		Number of equity shares held in dematerialised form
								No of Voting Rights		As a % of total Shares held(b)			No. (a)	As a % of total Shares held(b)	No. (a)	As a % of total Shares held(b)	
								Class eg: X	Class eg: Y								
(i)								(IX)									
(A)	Promoter & Promoter Group	18	23371230	0	0	23371230	42.4931	0	23371230	42.4931	0	0.0000	0	0.0000	0	0.0000	23371230
(B)	Public	10359	31628770	0	0	31628770	57.5069	0	31628770	57.5069	0	0.0000	0	0.0000	NA	NA	29976720
(C)	Non Promoter - Non Public	0	0	0	0	0	0.0000	0	0	0.0000	0	0.0000	0	0.0000	NA	NA	0
(C1)	Shares Underlying DRs	0	0	0	0	0	0.0000	0	0	0.0000	0	0.0000	0	0.0000	NA	NA	0
(C2)	Shares Held By Employee Trust	0	0	0	0	0	0.0000	0	0	0.0000	0	0.0000	0	0.0000	NA	NA	0
	Total	10377	55000000	0	0	55000000	100.0000	0	55000000	100.0000	0	100.0000	0	0.0000	0	0.0000	53347950



Super Spinning Mills Limited

Table II - Statement showing shareholding pattern of the Promoter and Promoter Group


1	Category & Name of the shareholders	PAN	(i)	(ii)	(iii)	(iv)	(v)	(vi)	(vii) = (iv)+(v)+ (vi)	(viii) As a % of (A+B+C2)	(ix)		(x)	(xi)	(xii)	(xiii)		(xiv)				
											Shareholding % calculated as per SCRR, 1957 As a % of (A+B+C2)	Total nos. shares held				Number of Voting Rights held in each class of securities			Shareholding % assuming full conversion of convertible securities (as a percentage of diluted share capital)	Number of Locked in shares	Number of Shares pledged or otherwise encumbered	Number of equity shares held in dematerialised form
																No of Voting Rights	Total					
(a)	Individuals / Hindu Undivided Family		(iii)	(iv)	(v)	(vi)	(vii)	(viii)	(ix)	(x)	(xi)	(xii)	(xiii)	(xiv)								
	Indian																					
	Individuals / Hindu Undivided Family																					
	Sumanth.R.	ALMPS1683A	14	18396410	0	18396410	0	18396410	33.4480	0	18396410	33.4480	0	0.0000	0	0.0000	18396410					
	Nikhil Govind Ramamurthi	ALVPH8591M	1	8790530	0	8790530	0	8790530	15.9828	0	8790530	15.9828	0	0.0000	0	0.0000	8790530					
	Sanjay Krishna Ramamurthi	DBKPS5334D	1	4000000	0	4000000	0	4000000	7.2727	0	4000000	7.2727	0	0.0000	0	0.0000	4000000					
	Sumanth.R.	AAHLS4915B	1	4000000	0	4000000	0	4000000	7.2727	0	4000000	7.2727	0	0.0000	0	0.0000	4000000					
	Ranganayaki N	AAWPN3613Q	1	650000	0	650000	0	650000	1.1818	0	650000	1.1818	0	0.0000	0	0.0000	650000					
	Hemalatha R	AAVPH0170R	1	314670	0	314670	0	314670	0.5721	0	314670	0.5721	0	0.0000	0	0.0000	314670					
	Chitra Vidyaprakash	AAHPV7120K	1	208000	0	208000	0	208000	0.3782	0	208000	0.3782	0	0.0000	0	0.0000	208000					
	Nithya Vidyaprakash	ADEPV5368B	1	157680	0	157680	0	157680	0.2867	0	157680	0.2867	0	0.0000	0	0.0000	157680					
	Indira Lakshmi Vidyaprakash	AAGPV7909K	1	92560	0	92560	0	92560	0.1683	0	92560	0.1683	0	0.0000	0	0.0000	92560					
	Nivedita Lakshmi Narayanaswamy	AABP12172E	1	76330	0	76330	0	76330	0.1388	0	76330	0.1388	0	0.0000	0	0.0000	76330					
	Arjun Prakash V	AEYPN0073L	1	46190	0	46190	0	46190	0.0840	0	46190	0.0840	0	0.0000	0	0.0000	46190					
	N Krishnasamaraj	AAQPAS504P	1	27670	0	27670	0	27670	0.0503	0	27670	0.0503	0	0.0000	0	0.0000	27670					
	Central Government / State Government(s)	AFAPN0930R	1	22280	0	22280	0	22280	0.0405	0	22280	0.0405	0	0.0000	0	0.0000	22280					
	Financial Institutions / Banks	AFAPN0930R	1	8000	0	8000	0	8000	0.0145	0	8000	0.0145	0	0.0000	0	0.0000	8000					
	Any Other (Specify)	AFAPN0930R	1	2500	0	2500	0	2500	0.0045	0	2500	0.0045	0	0.0000	0	0.0000	2500					
	Promoter Trust		0	0	0	0	0	0	0.0000	0	0	0.0000	0	0.0000	0	0.0000	0					
	Nikhil Govind Ramamurthi Family Trust	AAATN4808R	4	4974820	0	4974820	0	4974820	9.0451	0	4974820	9.0451	0	0.0000	0	0.0000	4974820					
	Sanjay Krishna Ramamurthi Family Trust	AAADTS5946E	2	1362910	0	1362910	0	1362910	2.4780	0	1362910	2.4780	0	0.0000	0	0.0000	1362910					
	Bodies Corporate		1	681100	0	681100	0	681100	1.2396	0	681100	1.2396	0	0.0000	0	0.0000	681100					
	Super Farm Products Limited	AADC50592H	1	681110	0	681110	0	681110	1.2384	0	681110	1.2384	0	0.0000	0	0.0000	681110					
	Elgi Electric And Industries Limited	AAACE4787H	2	3611910	0	3611910	0	3611910	6.5671	0	3611910	6.5671	0	0.0000	0	0.0000	3611910					
	Sub Total (A)(1)		18	23371230	0	23371230	0	23371230	42.4931	0	23371230	42.4931	0	0.0000	0	0.0000	23371230					
	Foreign																					
	Individuals (Non-Resident Individuals / Foreign Individuals)		0	0	0	0	0	0	0.0000	0	0	0.0000	0	0.0000	0	0.0000	0					
	Government		0	0	0	0	0	0	0.0000	0	0	0.0000	0	0.0000	0	0.0000	0					
	Institutions		0	0	0	0	0	0	0.0000	0	0	0.0000	0	0.0000	0	0.0000	0					



Super Spinning Mills Limited

Table III - Statement showing shareholding pattern of the Public shareholder

Category & Name of the shareholders	PAN	Nos. of shareholders	No. of fully paid up equity shares held	Partly paid-up equity shares held	No. of shares underlying Depository Receipts	Total nos. shares held (VII) = (IV)+(V)+(VI)	Shareholding % as per SCRR, 1957 As a % of (A+B+C2)	Number of Voting Rights held in each class of securities		No. of Shares Underlying Outstanding convertible securities (including Warrants)	Shareholding, as a % assuming full conversion of convertible securities (as a percentage of diluted share capital) (XI) = (VII)+(X) As a % of (A+B+C2)	Number of Locked in shares		Number of Shares pledged or otherwise encumbered		Number of equity shares held in dematerialised form		
								Class eg: X	Class eg: Y			Total	No. (a)	No. (b)	No. (a)		No. (b)	
																		Total (A+B+C)
1																		
(a) Institutions		(iii)	(iv)	(v)	(vi)	(vii) = (iv)+(v)+(vi)	(viii) As a % of (A+B+C2)	(ix)	(x)	(xi) = (vii)+(x) As a % of (A+B+C2)	(xii)	(xiii)	(xiv)					
Mutual Fund		1	1470	0	0	1470	0.0027	1470	0	0.0027	0	0.0000	NA	NA	1470			
Venture Capital Funds		0	0	0	0	0	0.0000	0	0	0.0000	0	0.0000	NA	NA	0			
Alternate Investment Funds		0	0	0	0	0	0.0000	0	0	0.0000	0	0.0000	NA	NA	0			
Foreign Venture Capital Investors		0	0	0	0	0	0.0000	0	0	0.0000	0	0.0000	NA	NA	0			
Foreign Portfolio Investor		1	1000	0	0	1000	0.0018	1000	0	0.0018	0	0.0000	NA	NA	0			
Financial Institutions / Banks		0	0	0	0	0	0.0000	0	0	0.0000	0	0.0000	NA	NA	0			
Insurance Companies		0	0	0	0	0	0.0000	0	0	0.0000	0	0.0000	NA	NA	0			
Provident Funds/ Pension Funds		0	0	0	0	0	0.0000	0	0	0.0000	0	0.0000	NA	NA	0			
Any Other (Specify)		0	0	0	0	0	0.0000	0	0	0.0000	0	0.0000	NA	NA	0			
Sub Total (B)(1)		2	2470	0	0	2470	0.0045	2470	0	0.0045	0	0.0000	NA	NA	1470			
Central Government/ State Government(s)/ President of India		0	0	0	0	0	0.0000	0	0	0.0000	0	0.0000	NA	NA	0			
Sub Total (B)(2)		0	0	0	0	0	0.0000	0	0	0.0000	0	0.0000	NA	NA	0			
3 Non-Institutions																		
(a) Individuals																		
i. Individual shareholders holding nominal share capital up to Rs. 2 lakhs.		9481	21607294	0	0	21607294	39.2860	21607294	0	21607294	0	39.2860	NA	NA	19974244			
ii. Individual shareholders holding nominal share capital in excess of Rs. 2 lakhs.		5	1677485	0	0	1677485	3.0500	1677485	0	1677485	0	3.0500	NA	NA	1677485			
Vinodchandra Mansukhlal Parekh	AACPP8603Q		702692	0	0	702692	1.2776	702692	0	702692	0	1.2776	NA	NA	702692			
NBFCs registered with RBI		0	0	0	0	0	0.0000	0	0	0.0000	0	0.0000	NA	NA	0			
Employee Trusts		0	0	0	0	0	0.0000	0	0	0.0000	0	0.0000	NA	NA	0			
Overseas Depositories(holding DRs) (balancing figure)		0	0	0	0	0	0.0000	0	0	0.0000	0	0.0000	NA	NA	0			
Any Other (Specify)		871	8341521	0	0	8341521	15.1664	8341521	0	8341521	0	15.1664	NA	NA	8323521			
Hindu Undivided Family		417	2510921	0	0	2510921	4.5653	2510921	0	2510921	0	4.5653	NA	NA	2510921			
Nemish S Shah	AAAHN1514L		760500	0	0	760500	1.3827	760500	0	760500	0	1.3827	NA	NA	760500			



Non Resident Indians (Non Repat)	34	266500	0	0	266500	0.4845	266500	0.4845	0	0.4845	0	0.0000	NA	NA	266500
Non Resident Indians (Repat)	52	123729	0	0	123729	0.2250	123729	0.2250	0	0.2250	0	0.0000	NA	NA	123729
Unclaimed Shares	1	980080	0	0	980080	1.7820	980080	1.7820	0	1.7820	0	0.0000	NA	NA	980080
Super Spinning Mills Limited-Unclaimed Suspense		980080	0	0	980080	1.7820	980080	1.7820	0	1.7820	0	0.0000	NA	NA	980080
Clearing Member	150	597172	0	0	597172	1.0858	597172	1.0858	0	1.0858	0	0.0000	NA	NA	597172
Market Maker	8	13067	0	0	13067	0.0238	13067	0.0238	0	0.0238	0	0.0000	NA	NA	13067
Bodies Corporate	209	3850052	0	0	3850052	7.0001	3850052	7.0001	0	7.0001	0	0.0000	NA	NA	3850052
Gagandeep Credit Capital Private Limited		1400000	0	0	1400000	2.5455	1400000	2.5455	0	2.5455	0	0.0000	NA	NA	1400000
Sub Total (B)(3)	10357	31626300	0	0	31626300	57.5024	31626300	57.5024	0	57.5024	0	0.0000	NA	NA	29975250
Total Public Shareholding (B)= (B)(1)+(B)(2)+(B)(3)	10359	31628770	0	0	31628770	57.5069	31628770	57.5069	0	57.5069	0	0.0000	NA	NA	29976720

Details of the shareholders acting as persons in Concert including their Shareholding (No. and %):

No. of shareholders	No. of Shares
---------------------	---------------


Details of Shares which remain unclaimed may be given hear along with details such as number of shareholders, outstanding shares held in demat/unclaimed suspense account, voting rights which are frozen etc.

Note :

(1) PAN would not be displayed on website of Stock Exchange(s).

(2) The above format needs to disclose name of all holders holding more than 1% of total number of shares

(3) W.r.t. the information pertaining to Depository Receipts, the same may be disclosed in the respective columns to the extent information available and the balance to be disclosed as held by custodian.



Super Spinning Mills Limited

Table IV - Statement showing shareholding pattern of the Non Promoter- Non Public shareholder

Category & Name of the shareholders	PAN	Nos. of sharehold-ers	No. of fully paid up equity shares held	Partly paid-up equity shares held	No. of shares underlying Depository Receipts	Sharehold- ing % calculated as per SCRR, 1957 As a % of (A+B+C2)	Number of Voting Rights held in each class of securities			No. of Shares Underlying Outstanding convertible securities (including Warrants)	Sharehold- ing, as a % assuming conversion of convertible securities (as a percentage of diluted share capital)	Number of Locked in shares		Number of Shares pledged or otherwise encumbered		Number of equity shares held in dematerialised form
							Class eg: X	Class eg: Y	Total			No. (a)	As a % of Shares held(b)	No. (a)	As a % of total Shares held(b)	
1 Custodian/DR Holder	(I)		0	0	0	0.0000	0	0	0	0.0000	0	0.0000	NA	NA	0	
Employee Benefit Trust (under SEBI (Share based Employee Benefit) Regulations, 2014)		0	0	0	0	0.0000	0	0	0	0.0000	0	0.0000	NA	NA	0	
Total Non-Promoter- Non Public Shareholding (C)= (C1)+(C2)		0	0	0	0	0.0000	0	0	0	0.0000	0	0.0000	NA	NA	0	

Note :

- (1) PAN would not be displayed on website of Stock Exchange(s).
- (2) The above format needs to disclose name of all holders holding more than 1% of total number of shares
- (3) W.r.t. the information pertaining to Depository Receipts, the same may be disclosed in the respective columns to the extent information available and the balance to be disclosed as held by custodian.

For Super Spinning Mills Ltd

Ramaa Krishnakumar
 Ramaa Krishnakumar
 Company Secretary