

Super Spinning Mills Limited

Regd. Office: "Elgi Towers", P.B.No.7113,737-D, Green Fields, Puliakulam Road Coimbatore - 641045

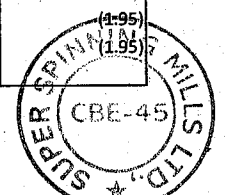
Telephone No.: 0422-2311711 Fax No.: 0422-2311611 E-mail Id: investors@ssh.saraelgi.com Website: www.superspinning.com

CIN: L17111TZ1962PLC001200

Statement of unaudited financial results for the quarter and six months ended September 30, 2017 under Ind AS

Rs. In Lakhs

Sl No	Particulars	Three months ended			Year to date figures for the 6 months ended		Year ended
		September 30, 2017 (unaudited)	June 30, 2017 (unaudited)	September 30, 2016 (unaudited)	September 30, 2017 (unaudited)	September 30, 2016 (unaudited)	March 31, 2017 (IGAAP Audited)
	Income from Operations						
1	(a) Net Sales / Income from operations	6,875	7,058	7,298	13,933	14,421	29,407
2	(b) Other Income (Net)	171	29	97	200	693	1,271
3	Total Income (1+2)	7,046	7,087	7,395	14,133	15,114	30,678
	4 Expenses						
	a) Cost of materials consumed	4,381	4,265	4,972	8,646	9,005	17,585
	(b) Purchase of stock-in-trade	-	-	-	-	-	-
	(c) Changes in Inventories of Finished Goods, Stock-in-Trade & Work-in-progress	(97)	135	(840)	38	(858)	(45)
	(d) Employee benefit expenses	974	1,005	996	1,979	2,205	4,067
	e) Power and Fuel	1,022	1,036	1,209	2,058	2,285	4,539
	(e) Finance costs	351	364	427	715	884	1,700
	(f) Depreciation and amortization expense	148	149	197	297	409	956
	(h) Other expenses	611	706	846	1,318	1,691	3,152
	Total Expenses	7,390	7,660	7,807	15,051	15,621	31,954
5	Profit before exceptional items and tax (3-4)	(344)	(573)	(412)	(918)	(507)	(1,276)
6	Exceptional items	-	-	-	-	-	(59)
7	Profit before tax (5+6)	(344)	(573)	(412)	(918)	(507)	(1,335)
8	Tax expense						
	Current tax	-	-	-	-	-	-
	Deferred tax	-	-	-	-	-	(263)
	Total Tax Expenses	-	-	-	-	-	(263)
9	Profit for the period from continuing operations (7-8)	(344)	(573)	(412)	(918)	(507)	(1,072)
10	Profit / (Loss) from discontinued operations	-	-	-	-	-	-
11	Tax expense of discontinued operations	-	-	-	-	-	-
12	Profit / (Loss) from discontinued operations (after tax) (10-11)	-	-	-	-	-	-
13	Profit for the period (11+12)	(344)	(573)	(412)	(918)	(507)	(1,072)
14	Other comprehensive income, net of income tax						
	a) (i) items that will not be reclassified to profit or loss	-	-	(18)	-	(36)	-
	(ii) income tax relating to items that will not be reclassified to profit or loss	-	-	-	-	-	-
	b) (i) items that will be reclassified to profit or loss	-	-	-	-	-	-
	(ii) income tax relating to items that will be reclassified to profit or loss	-	-	-	-	-	-
	Total other comprehensive income, net of income tax	-	-	(18)	-	(36)	-
15	Total comprehensive income for the period (13+14)	(344)	(573)	(430)	(918)	(544)	(1,072)
16	Paid-up equity share capital	550	550	550	550	550	550
	Face value per share (Rs)	1	1	1	1	1	1
17	Earning per share (Rs) (not annualised)						
	- Basic	(0.63)	(1.04)	(0.75)	(1.67)	(0.92)	(1.95)
	- Diluted	(0.63)	(1.04)	(0.75)	(1.67)	(0.92)	(1.95)



Notes:

- The above quarterly results for the quarter and six months ended September 30, 2017 as reviewed and recommended by the Audit committee of the Board, has been approved by the Board of Directors at its meeting held on December 8, 2017
- The statement has been prepared in accordance with the Companies (Indian Accounting Standards) Rules, 2015 (Ind AS) prescribed under section 133 of the Companies Act, 2013 and other recognised accounting practices and policies to the extent applicable. Beginning April 1, 2017, the Company has for the first time adopted Ind AS with a transition date of April 1, 2016.
- The Ind AS compliant financial results, pertaining to quarter ended June 30, 2016, September 30, 2016 and six months ended September 30, 2016 have not been subject to limited review or audit. However, the management has exercised necessary due diligence to ensure that such financial results provide a true and fair view of its affairs.
- The format for unaudited quarterly results as prescribed in SEBI's Circular CIR/CFD/CMD/15/2015 dated November 30, 2015 has been modified to comply with the requirements of SEBI's circular dated July 5 2016, Ind AS and Schedule III (Part II) to the Companies Act, 2013, which are applicable to companies that are required to comply with Ind AS.
- The Company's main business segment is "Textile" while the other segment does not meet the reportable segment thresholds given in Ind AS 108 "Operating Segments" and hence included under "Others" This reporting complies with the Ind AS segment reporting principles.

Particulars	Three months ended			Six months ended		Year ended
	September 30, 2017 (unaudited)	June 30, 2017 (unaudited)	September 30, 2016 (unaudited)	September 30, 2017 (unaudited)	September 30, 2016 (unaudited)	March 31, 2017 (IGAAP audited)
Segment Revenue						
a) Textiles	6,863	7,043	7,273	13,906	14,376	29,323
b) Others	12	15	25	27	45	84
Revenue from operations (Net)	6,875	7,058	7,298	13,933	14,421	29,407
Segment Results						
Profit (+) / Loss (-) before tax and finance cost						
a) Textiles	16	(209)	17	(193)	392	1,020
b) Others	(9)	(0)	(2)	(10)	(15)	104
Total	7	(209)	15	(203)	377	365
Add/ Less : Finance Cost	351	364	427	715	884	1,700
Profit/(Loss) from continuing operations	(344)	(573)	(412)	(918)	(507)	(1,335)
Profit/(Loss) from discontinuing operations	-	-	-	-	-	-
Profit Before Tax	(344)	(573)	(412)	(918)	(507)	(1,335)
Segment Assets						
a) Textiles	29,564	29,413	32,101	29,564	32,101	30,097
b) Others	1,456	1,478	1,395	1,456	1,395	1,476
b) Other unallocable corporate assets	-	-	-	-	-	-
Total assets	31,020	30,891	33,496	31,020	33,496	31,573
Segment Liabilities						
a) Textile operations	15,249	14,855	15,899	15,249	15,899	14,871
b) Others	91	106	142	91	142	104
b) Other unallocable corporate liabilities	-	-	-	-	-	-
Total liabilities	15,340	14,961	16,041	15,340	16,041	14,975
Capital Employed (Segment assets-Segment liabilities)						
a) Textiles	14,315	14,558	16,202	14,315	16,202	15,226
b) Others	1,365	1,372	1,253	1,365	1,253	1,372
Total capital employed in segments	15,680	15,930	17,455	15,680	17,455	16,598
Unallocable corporate assets less corporate liabilities	-	-	-	-	-	-
Total Capital Employed	15,680	15,930	17,455	15,680	17,455	16,598

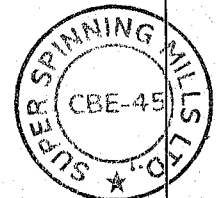


6 Statement of Standalone assets and liabilities

Particulars	As at	As at
	September 30, 2017 (Ind AS)	March 31, 2017 (IGAAP)
Assets		
Non-current assets		
Property, plant and equipment	20,842	6,359
Capital work in progress	1	1
Intangible assets	799	799
Investment property	94	-
Financial Assets		
Investments	1,364	1,294
Loans	610	644
Deferred tax asset (net)	-	2,132
Other non-current assets	50	354
	23,760	11,583
Current assets		
Inventories	2,543	3,299
Financial Assets		
Trade receivables	1,720	1,683
Cash and cash equivalents	60	86
Bank balances other than above	106	61
Loans	2,265	2,481
Other current assets	565	602
	7,259	8,212
Total - Assets	31,019	19,795
Equity and Liabilities		
Equity		
Equity share capital	550	550
Other Equity	15,130	4,395
	15,680	4,945
Non current liabilities		
Financial Liabilities		
Borrowings	1,220	1,661
Provisions	623	564
	1,843	2,225
Current liabilities		
Financial Liabilities		
Borrowings	6,067	5,714
Trade payables	4,978	4,576
Other current liabilities	2,285	2,053
Provisions	166	282
	13,496	12,625
Total - Equity and Liabilities	31,019	19,795

7 The reconciliation of net profit or loss reported in accordance with Indian GAAP to total comprehensive income in accordance with Ind


Particulars	Quarter ended	Six months
	September 30, 2016	ended September 30, 2016
Net Profit as per previous GAAP (Indian GAAP)	(428)	(537)
Ind AS Adjustments : Add/ (less)		
Gain/ (loss) on Fair valuation of forward contracts	1	(0)
Impact of Amortised Cost on term Loan	(3)	(6)
Total Ind AS Adjustments	(2)	(7)
Total comprehensive income as per Ind AS	(430)	(544)




8 The reconciliation of equity reported in accordance with Indian GAAP to equity in accordance with Ind AS is given below :

(Rupees in lakhs)	
Particulars	As at September 30, 2016
Total equity / shareholders' funds as per Indian GAAP	5,325
Ind AS Adjustments : Add/ (less)	
Reversal of MAT Credit	(297)
Gain on Fair valuation of investments	32
Reclassification of Capital Subsidy	-
Gain on Fair valuation of forward contracts	5
Impact of Amortised Cost on term Loan	19
Fair valuation of land for deemed cost determination	14,758
Remeasurement of deferred tax as per balance sheet approach	(1,625)
Remeasurement of VRS expenses as per Ind AS	(180)
Allowance for expected credit loss on financial assets	(582)
Deferred Tax impacts	-
Total Ind AS Adjustments	12,130
Total equity/ shareholders' funds as per Ind AS	17,455

- 9 The above reconciliation statements have been provided in accordance with circular CIR/CFD/FAC/2016 issued by issued SEBI dated July 5, 2016 on account of implementation of Ind AS by listed companies.
- 10 Pursuant to the orders of the National Company Law Tribunal dated September 4, 2017 and September 19, 2017, the subsidiaries M/s Sara Elgi Arteriors Limited and M/s Elgi Building Products Limited have been merged with the Company with effect from April 1, 2016. Accordingly, the figures for the quarter and half year ended September 30, 2016, Quarter ended June 30, 2017 and Quarter and half year ended September 30, 2017 are after giving effect for the merger.
- 11 The figures for the year ended March 31, 2017 are given as Indian GAAP and hence are not comparable with the figures of the other periods presented which are given as per Ind AS



 for Super Spinning Mills Limited

 Sumanth Ramamurthi
 Executive Chairman
 DIN:00002773

Place: Coimbatore
Date : December 8, 2017