


## Introductory sub-table (I)(a)

<b>Name of the Company: SUPER SPINNING LIMITED</b>			
<b>Scrip Code: 521180</b>	<b>Name of the scrip: SUPERSPIN</b>	<b>Class of security: EQUITY</b>	
<b>Quarter ended: 30.09.2012</b>			
<b>Partly paid-up shares:-</b>			
	<b>No. of partly paid-up shares</b>	<b>As a % of total no. of partly paid-up shares</b>	<b>As a % of total no. of shares of the company</b>
Held by promoter/promoter group	0	0	0
Held by public	0	0	0
<b>Total</b>	<b>0</b>	<b>0</b>	<b>0</b>
<b>Outstanding convertible securities:-</b>			
	<b>No. of outstanding securities</b>	<b>As a % of total no. of outstanding convertible securities</b>	<b>As a % of total no. of shares of the company, assuming full conversion of the convertible securities</b>
Held by promoter/promoter group	0	0	0
Held by public	0	0	0
<b>Total</b>	<b>0</b>	<b>0</b>	<b>0</b>
<b>Warrants:-</b>			
	<b>No. of warrants</b>	<b>As a % of total no. of warrants</b>	<b>As a % of total no. of shares of the company, assuming full conversion of warrants</b>
Held by promoter/promoter group	0	0	0
Held by public	0	0	0
<b>Total</b>	<b>0</b>	<b>0</b>	<b>0</b>
<b>Total paid-up capital of the company, assuming full conversion of warrants and convertible securities</b>	<b>0</b>	<b>0</b>	




**SUPER SPINNING MILLS LIMITED - Statement Showing Shareholding Pattern**

			Table (I)(a)		Total shareholding as a percentage of total number of shares		Shares Pledged or otherwise encumbered	
Category code	Category of Shareholder	Number of Shareholders	Total number of shares	Number of shares held in dematerialized form	As a percentage of(A+B) <sup>1</sup>	As a percentage of (A+B+C)	Number of shares	As a percentage
<b>Quarter ended: 30.09.2012</b>	(II)	(III)	(IV)	(V)	(VI)	(VII)	(VIII)	(IX)= (VIII)/(IV)*100
<b>(A)</b>	<b>Shareholding of Promoter and Promoter Group<sup>2</sup></b>							
<b>1</b>	<b>Indian</b>							
(a)	Individuals/ Hindu Undivided Family	13	17421730	17421730	31.68	31.68	0	0
(b)	Central Government/ State Government(s)	0	0	0	0.00	0.00	0	0
(c)	Bodies Corporate	3	2818300	2818300	5.12	5.12	0	0
(d)	Financial Institutions/ Banks	0	0	0	0.00	0.00	0	0
(e)	Any Others- TRUSTS	2	1276208	1276208	2.32	2.32	0	0
₹	- HUF	1	650000	650000	1.18	1.18	0	0
	<b>Sub Total(A)(1)</b>	<b>19</b>	<b>22166238</b>	<b>22166238</b>	<b>40.30</b>	<b>40.30</b>	<b>0</b>	<b>0</b>
<b>2</b>	<b>Foreign</b>							
(a)	Individuals (Non-Residents Individuals/ Foreign Individuals)	0	0	0	0.00	0.00	0	0
(b)	Bodies Corporate	0	0	0	0.00	0.00	0	0
(c)	Institutions	0	0	0	0.00	0.00	0	0
(d)	Qualified Foreign Investors	0	0	0	0.00	0.00	0	0
(e)	Any Others(Specify)	0	0	0	0.00	0.00	0	0
	<b>Sub Total(A)(2)</b>	<b>0</b>	<b>0</b>	<b>0</b>	<b>0.00</b>	<b>0.00</b>	<b>0</b>	<b>0</b>
	<b>Total Shareholding of Promoter and Promoter Group (A)= (A)(1)+(A)(2)</b>	<b>19</b>	<b>22166238</b>	<b>22166238</b>	<b>40.30</b>	<b>40.30</b>	<b>0</b>	<b>0</b>




Category code	Category of Shareholder	Number of Shareholders	Total number of shares	Number of shares held in dematerialized form	Total shareholding as a percentage of total number of shares		Shares Pledged or otherwise encumbered	
					As a percentage of (A+B) <sup>1</sup>	As a percentage of (A+B+C)	Number of shares	As a percentage
Quarter ended: 30.09.2012	(II)	(III)	(IV)	(V)	(VI)	(VII)	(VIII)	(IX)= (VIII)/(IV)*100
<b>(B)</b>	<b>Public shareholding</b>							
<b>1</b>	<b>Institutions</b>							
(a)	Mutual Funds/ UTI	4	4400	1470	0.01	0.01	0	0
(b)	Financial Institutions / Banks	2	5000	0	0.01	0.01	0	0
(c)	Central Government/ State Government(s)	0	0	0	0.00	0.00	0	0
(d)	Venture Capital Funds	0	0	0	0.00	0.00	0	0
(e)	Insurance Companies	0	0	0	0.00	0.00	0	0
(f)	Foreign Institutional Investors	3	1103500	1100000	2.01	2.01	0	0
(g)	Foreign Venture Capital Investors	0	0	0	0.00	0.00	0	0
(h)	Qualified Foreign Investors	0	0	0	0.00	0.00	0	0
(i)	Any Other (specify)	0	0	0	0.00	0.00	0	0
	<b>Sub-Total (B)(1)</b>	<b>9</b>	<b>1112900</b>	<b>1101470</b>	<b>2.03</b>	<b>2.03</b>	<b>0</b>	<b>0</b>
<b>2</b>	<b>Non-institutions</b>							
(a)	Bodies Corporate	296	3883848	3849468	7.06	7.06	0	0
(b)	Individuals							
	i. Individual shareholders holding nominal share capital up to Rs 1 lakh	9895	21471177	18802262	39.04	39.04	0	0
	ii. Individual shareholders holding nominal share capital in excess of Rs. 1 lakh.	26	5561700	5180880	10.11	10.11	0	0
(c)	Qualified Foreign Investors	0	0	0	0.00	0.00	0	0
(d)	Any Other (specify)	0	0	0	0.00	0.00	0	0
(d-i)	Clearing Member	30	25143	25143	0.05	0.05	0	0
(d-ii)	NRI	91	284503	284003	0.52	0.52	0	0
(d-iii)	HUF	151	447364	447364	0.81	0.81	0	0
(d-iv)	Market Maker	12	47127	47127	0.08	0.08	0	0
	<b>Sub-Total (B)(2)</b>	<b>10501</b>	<b>31720862</b>	<b>28636247</b>	<b>57.67</b>	<b>57.67</b>	<b>0</b>	<b>0</b>
	<b>Total Public Shareholding (B)= (B)(1)+(B)(2)</b>	<b>10510</b>	<b>32833762</b>	<b>29737717</b>	<b>59.70</b>	<b>59.70</b>	<b>0</b>	<b>0</b>
	<b>TOTAL (A)+(B)</b>	<b>10529</b>	<b>55000000</b>	<b>51903955</b>	<b>100.00</b>	<b>100.00</b>	<b>0</b>	<b>0</b>
<b>(C)</b>	<b>Shares held by Custodians and against which Depository Receipts have been issued</b>							
1	Promoter and Promoter Group	0	0	0	0	0.00	0	0
2	Public	0	0	0	0	0.00	0	0
	<b>GRAND TOTAL (A)+(B)+(C)</b>	<b>10529</b>	<b>55000000</b>	<b>51903955</b>	<b>100.00</b>	<b>100.00</b>	<b>0</b>	<b>0</b>



(I)(b) Statement showing holding of securities (including shares, warrants, convertible securities) of persons belonging to the category "Promoter and Promoter Group"

Sr. No.	Name of the shareholder	Details of Shares held		Encumbered shares (*)			Details of warrants		Details of convertible securities		Total shares (including underlying shares assuming full conversion of warrants and convertible securities) as a % of diluted share capital
		Number of shares held	As a % of grand total (A)+(B)+(C)	No.	As a percentage	As a % of grand total (A)+(B)+(C) of sub-clause (I)(a)	Number of warrants held	As a % total number of warrants of the same class	Number of convertible securities held	As a % total number of convertible securities of the same class	
(i)	(ii)	(iii)	(iv)	(v)	(vi)=(v)/(iii)*100	(vii)	(viii)	(ix)	(x)	(xi)	(xii)
1	RAMAMURTHI L G	105640	0.19	0.00	0.00	0.00	0.00	0.00	0.00	0.00	0.00
2	NIKHIL GOVIND RAMAMURTHI FAMILY TRUST	636208	1.16	0.00	0.00	0.00	0.00	0.00	0.00	0.00	0.00
3	SANJAY KRISHNA RAMAMURTHI FAMILY TRUST	640000	1.16	0.00	0.00	0.00	0.00	0.00	0.00	0.00	0.00
4	SUMANTH R (HUF)	650000	1.18	0.00	0.00	0.00	0.00	0.00	0.00	0.00	0.00
5	SUMANTH R	8568220	15.58	0.00	0.00	0.00	0.00	0.00	0.00	0.00	0.00
6	NIKHIL GOVIND RAMAMURTHI	4000000	7.27	0.00	0.00	0.00	0.00	0.00	0.00	0.00	0.00
7	SANJAY KRISHNA RAMAMURTHI	4000000	7.27	0.00	0.00	0.00	0.00	0.00	0.00	0.00	0.00
8	RANGANAYAKI N	314670	0.57	0.00	0.00	0.00	0.00	0.00	0.00	0.00	0.00
9	AJEYA VEL NARAYANASWAMY	2500	0.00	0.00	0.00	0.00	0.00	0.00	0.00	0.00	0.00
10	N KRISHNA SAMRAJ	8000	0.01	0.00	0.00	0.00	0.00	0.00	0.00	0.00	0.00
11	NITHYA VIDYAPRAKASH	92560	0.17	0.00	0.00	0.00	0.00	0.00	0.00	0.00	0.00
12	CHITRA VIDYAPRAKASH	157670	0.29	0.00	0.00	0.00	0.00	0.00	0.00	0.00	0.00
13	ARJUN PRAKASH V	22280	0.04	0.00	0.00	0.00	0.00	0.00	0.00	0.00	0.00
14	INDIRALAKSHMI VIDYAPRAKASH	46190	0.08	0.00	0.00	0.00	0.00	0.00	0.00	0.00	0.00
15	D VIDYAPRAKASH	76330	0.14	0.00	0.00	0.00	0.00	0.00	0.00	0.00	0.00
16	NIVEDITA LAKSHMI NARAYANASWAMY	27670	0.05	0.00	0.00	0.00	0.00	0.00	0.00	0.00	0.00
17	SUPER FARM PRODUCTS LTD	168300	0.31	0.00	0.00	0.00	0.00	0.00	0.00	0.00	0.00
18	SARA ELGI INSURANCE ADVISORY SERVICES PVT LTD	1600000	2.91	0.00	0.00	0.00	0.00	0.00	0.00	0.00	0.00
19	SARA ELGI INDUSTRIAL RESEARCH AND DEVELOPMENT LTD	1050000	1.91	0.00	0.00	0.00	0.00	0.00	0.00	0.00	0.00
TOTAL		22166238	40.30	0	0.00	0.00	0	0	0	0	0

(\* The term "encumbrance" has the same meaning as assigned to it in regulation 28(3) of the SAST Regulations, 2011




(I)(c)(i) Statement showing holding of securities (including shares, warrants, convertible securities) of persons belonging to the category "Public" and holding more than 1% of the total number of shares

Sr. No.	Name of the shareholder	Number of shares held	Shares as a percentage of total number of shares {i.e., Grand Total (A)+(B)+(C) indicated in Statement at para (I)(a) above}	Details of warrants		Details of convertible securities		Total shares (including underlying shares assuming full conversion of warrants and convertible securities) as a % of diluted share capital
				Number of warrants held	As a % total number of warrants of the same class	Number of convertible securities held	% w.r.t total number of convertible securities of the same class	
1	GAGANDEEP CREDIT CAPITAL PVT LTD	1400000	2.55		0		0	
2	NEMISH S SHAH	760500	1.38		0		0	
3	THE INDIAMAN FUND (MAURITIUS) LTD	1100000	2.00		0		0	
4	GAYATHRI BALAJI	693393	1.26		0		0	
<b>TOTAL</b>		<b>3953893</b>	<b>7.19</b>	<b>0</b>	<b>0</b>	<b>0</b>	<b>0</b>	<b>0</b>

(I)(c)(ii) Statement showing holding of securities (including shares, warrants, convertible securities) of persons (together with PAC) belonging to the category "Public" and holding more than 5% of the total number of shares of the company

Sr. No.	Name(s) of the shareholder(s) and the Persons Acting in Concert (PAC) with them	Number of shares	Shares as a percentage of total number of shares {i.e., Grand Total (A)+(B)+(C) indicated in Statement at para (I)(a) above}	Details of warrants		Details of convertible securities		Total shares (including underlying shares assuming full conversion of warrants and convertible securities) as a % of diluted share capital
				Number of warrants	As a % total number of warrants of the same class	Number of convertible securities held	% w.r.t total number of convertible securities of the same class	
			NOT APPLICABLE					
<b>TOTAL</b>								



**(I)(c)(ii) Statement showing holding of securities (including shares, warrants, convertible securities) of persons (together with PAC) belonging to the category "Public" and holding more than 5% of the total number of shares of the company**

Sr. No.	Name(s) of the shareholder(s) and the Persons Acting in Concert (PAC) with them	Number of shares	Shares as a percentage of total number of shares {i.e., Grand Total (A)+(B)+(C) indicated in Statement at para (I)(a) above}	Details of warrants		Details of convertible securities		Total shares (including underlying shares assuming full conversion of warrants and convertible securities) as a % of diluted share capital
				Number of warrants	As a % total number of warrants of the same class	Number of convertible securities held	% w.r.t total number of convertible securities of the same class	
			NOT APPLICABLE					
<b>TOTAL</b>								



(I)(d) Statement showing details of locked-in shares-

NIL

Sr. No.	Name of the shareholder	Number of locked-in shares	Locked-in shares as a percentage of total number of shares (i.e., Grand Total (A)+(B)+(C) indicated in Statement at para (I)(a) above)
Quarter ended: 30.09.2012	-	-	-
	-	-	-
<b>TOTAL</b>		-	-

(II)(a) Statement showing details of Depository Receipts (DRs)

NIL

Sr. No.	Type of outstanding DR (ADRs, GDRs, SDRs, etc.)	Number of outstanding DRs	Number of shares underlying outstanding DRs	Shares underlying outstanding DRs as a percentage of total number of shares (i.e., Grand Total (A)+(B)+(C) indicated in Statement at para (I)(a) above)
0	-	0	0	0
	-	-	-	-
<b>TOTAL</b>		-	-	-

(II)(b) Statement showing holding of Depository Receipts (DRs), where underlying shares held by "promoter/promoter group" are in excess of 1% of the total number of shares

NIL

Sr. No.	Name of the DR Holder	Type of outstanding DR (ADRs, GDRs, SDRs, etc.)	Number of shares underlying outstanding DRs	Shares underlying outstanding DRs as a percentage of total number of shares (i.e., Grand Total (A)+(B)+(C) indicated in Statement at para (I)(a) above)
	-	-	-	-
	-	-	-	-
	-	-	-	-
<b>TOTAL</b>		-	-	-

For **SUPER SPINNING MILLS LTD**

  
**COMPANY SECRETARY**