

Introductory sub-table (I)(a)


Name of the Company: SUPER SPINNING LIMITED			
Scrip Code: 521180	Name of the scrip: SUPERSPIN	Class of security: EQUITY	
Quarter ended: 31.12.2013			
Partly paid-up shares:-			
	No. of partly paid-up shares	As a % of total no. of partly paid-up shares	As a % of total no. of shares of the company
Held by promoter/promoter group	0	0	0
Held by public	0	0	0
Total	0	0	0
Outstanding convertible securities:-			
	No. of outstanding securities	As a % of total no. of outstanding convertible securities	As a % of total no. of shares of the company, assuming full conversion of the convertible securities
Held by promoter/promoter group	0	0	0
Held by public	0	0	0
Total	0	0	0
Warrants:-			
	No. of warrants	As a % of total no. of warrants	As a % of total no. of shares of the company, assuming full conversion of warrants
Held by promoter/promoter group	0	0	0
Held by public	0	0	0
Total	0	0	0
Total paid-up capital of the company, assuming full conversion of warrants and convertible securities	0	0	0

For Super Spinning Mills Limited,



R. Srikanth
 Company Secretary

SUPER SPINNING MILLS LIMITED - Statement Showing Shareholding Pattern

		Table (I)(a)						
Category code	Category of Shareholder	Number of Shareholders	Total number of shares	Number of shares held in dematerialized form	Total shareholding as a percentage of total number of shares		Shares Pledged or otherwise encumbered	
					As a percentage of(A+B) ¹	As a percentage of (A+B+C)	Number of shares	As a percentage
Quarter ended: 30.09.2013	(II)	(III)	(IV)	(V)	(VI)	(VII)	(VIII)	(IX)= (VIII)/(IV)*100
(A)	Shareholding of Promoter and Promoter Group²							
1	Indian							
(a)	Individuals/ Hindu Undivided Family	14	17729730	17729730	32.24	32.24	0	0
(b)	Central Government/ State Government(s)	0	0	0	0.00	0.00	0	0
(c)	Bodies Corporate	4	3585000	3585000	6.52	6.52	0	0
(d)	Financial Institutions/ Banks	0	0	0	0.00	0.00	0	0
(e)	Any Others- TRUSTS	2	1351410	1351410	2.45	2.45	0	0
	- HUF	1	650000	650000	1.18	1.18	0	0
	Sub Total(A)(1)	21	23316140	23316140	42.39	42.39	0	0
2	Foreign							
(a)	Individuals (Non-Residents Individuals/ Foreign Individuals)	0	0	0	0.00	0.00	0	0
(b)	Bodies Corporate	0	0	0	0.00	0.00	0	0
(c)	Institutions	0	0	0	0.00	0.00	0	0
(d)	Qualified Foreign Investors	0	0	0	0.00	0.00	0	0
(e)	Any Others(Specify)	0	0	0	0.00	0.00	0	0
	Sub Total(A)(2)	0	0	0	0.00	0.00	0	0
	Total Shareholding of Promoter and Promoter Group (A)= (A)(1)+(A)(2)	21	23316140	23316140	42.39	42.39	0	0




Category code	Category of Shareholder	Number of Shareholders	Total number of shares	Number of shares held in dematerialized form	Total shareholding as a percentage of total number of shares		Shares Pledged or otherwise encumbered	
					As a percentage of(A+B) ¹	As a percentage of (A+B+C)	Number of shares	As a percentage
Quarter ended: 31-12-2013	(II)	(III)	(IV)	(V)	(VI)	(VII)	(VIII)	(IX)= (VIII)/(IV)*100
(B)	Public shareholding							
1	Institutions							0
(a)	Mutual Funds/ UTI	4	4400	1470	0.01	0.01	0	0
(b)	Financial Institutions / Banks	2	5000	0	0.01	0.01	0	0
(c)	Central Government/ State Government(s)	0	0	0	0.00	0.00	0	0
(d)	Venture Capital Funds	0	0	0	0.00	0.00	0	0
(e)	Insurance Companies	0	0	0	0.00	0.00	0	0
(f)	Foreign Institutional Investors	2	3500	0	0.01	0.01	0	0
(g)	Foreign Venture Capital Investors	0	0	0	0.00	0.00	0	0
(h)	Qualified Foreign Investors	0	0	0	0.00	0.00	0	0
(i)	Any Other (specify)	0	0	0	0.00	0.00	0	0
	Sub-Total (B)(1)	8	12900	1470	0.02	0.02	0	0
2	Non-institutions							
(a)	Bodies Corporate	269	3732529	3702489	6.79	6.79	340000	9.11
(b)	Individuals							0
	i. Individual shareholders holding nominal share capital up to Rs 1 lakh	9398	21210274	18567539	38.56	38.56	50576	0.23
	ii. Individual shareholders holding nominal share capital in excess of Rs. 1 lakh.	26	5999317	5618497	10.91	10.91	95000	0
(c)	Qualified Foreign Investors	0	0	0	0.00	0.00	0	0
(d)	Any Other (specify)	0	0	0	0.00	0.00	0	0
(d-i)	Clearing Member	21	28739	28739	0.07	0.07	0	0
(d-ii)	NRI	86	259838	288838	0.47	0.47	0	0
(d-iii)	HUF	134	432867	432867	0.79	0.79	0	0
(d-iv)	Market Maker	10	7396	7396	0.01	0.01	0	0
	Sub-Total (B)(2)	9944	31670960	28646365	57.59	57.59	485576	1.53
	Total Public Shareholding (B)= (B)(1)+(B)(2)	9952	31683860	28647835	57.61	57.61	485576	1.53
	TOTAL (A)+(B)	9973	55000000	51963975	100.00	100.00	485576	0.88
(C)	Shares held by Custodians and against which Depository Receipts have been issued							
1	Promoter and Promoter Group	0	0	0	0	0.00	0	0
2	Public	0	0	0	0	0.00	0	0
	GRAND TOTAL (A)+(B)+(C)	9973	55000000	51963975	100.00	100.00	485576	0.88



(I)(b) Statement showing holding of securities (including shares, warrants, convertible securities) of persons belonging to the category "Promoter and Promoter Group"

Sr. No.	Name of the shareholder	Details of Shares held		Encumbered shares (*)			Details of warrants		Details of convertible securities		Total shares (including underlying shares assuming full conversion of warrants and convertible securities) as a % of diluted share capital
		Number of shares held	As a % of grand total (A)+(B)+(C)	No.	As a percentage	As a % of grand total (A)+(B)+(C) of sub-clause (I)(a)	Number of warrants held	As a % total number of warrants of the same class	Number of convertible securities held	As a % total number of convertible securities of the same class	
(i)	(ii)	(iii)	(iv)	(v)	(vi)=(v)/(iii)*100	(vii)	(viii)	(ix)	(x)	(xi)	(xii)
1	RAMAMURTHI L G	105640	0.19	0.00	0.00	0.00	0.00	0.00	0.00	0.00	0.00
2	NIKHIL GOVIND RAMAMURTHI FAMILY TRUST	676500	1.23	0.00	0.00	0.00	0.00	0.00	0.00	0.00	0.00
3	SANJAY KRISHNA RAMAMURTHI FAMILY TRUST	674910	1.23	0.00	0.00	0.00	0.00	0.00	0.00	0.00	0.00
4	SUMANTH R (HUF)	650000	1.18	0.00	0.00	0.00	0.00	0.00	0.00	0.00	0.00
5	SUMANTH R	8668220	15.76	0.00	0.00	0.00	0.00	0.00	0.00	0.00	0.00
6	NIKHIL GOVIND RAMAMURTHI	4000000	7.27	0.00	0.00	0.00	0.00	0.00	0.00	0.00	0.00
7	SANJAY KRISHNA RAMAMURTHI	4000000	7.27	0.00	0.00	0.00	0.00	0.00	0.00	0.00	0.00
8	RANGANAYAKI N	314670	0.57	0.00	0.00	0.00	0.00	0.00	0.00	0.00	0.00
9	AJEYA VEL NARAYANASWAMY	2500	0.00	0.00	0.00	0.00	0.00	0.00	0.00	0.00	0.00
10	N KRISHNA SAMRAJ	8000	0.01	0.00	0.00	0.00	0.00	0.00	0.00	0.00	0.00
11	NITHYA VIDYAPRAKASH	92560	0.17	0.00	0.00	0.00	0.00	0.00	0.00	0.00	0.00
12	CHITRA VIDYAPRAKASH	157670	0.29	0.00	0.00	0.00	0.00	0.00	0.00	0.00	0.00
13	ARJUN PRAKASH V	22280	0.04	0.00	0.00	0.00	0.00	0.00	0.00	0.00	0.00
14	INDIRALAKSHMI VIDYAPRAKASH	46190	0.08	0.00	0.00	0.00	0.00	0.00	0.00	0.00	0.00
15	D VIDYAPRAKASH	76330	0.14	0.00	0.00	0.00	0.00	0.00	0.00	0.00	0.00
16	NIVEDITA LAKSHMI NARAYANASWAMY	27670	0.05	0.00	0.00	0.00	0.00	0.00	0.00	0.00	0.00
17	SUPER FARM PRODUCTS LTD	170000	0.31	0.00	0.00	0.00	0.00	0.00	0.00	0.00	0.00
18	SARA ELGI INSURANCE ADVISORY SERVICES PVT LTD	1600000	2.91	0.00	0.00	0.00	0.00	0.00	0.00	0.00	0.00
19	SARA ELGI INDUSTRIAL RESEARCH AND DEVELOPMENT LTD	1050000	1.91	0.00	0.00	0.00	0.00	0.00	0.00	0.00	0.00
20	ELGI ELECTRIC AND INDUSTRIES LTD	765000	1.39	0.00	0.00	0.00	0.00	0.00	0.00	0.00	0.00
21	HEMALATHA R	208000	0.38	0.00	0.00	0.00	0.00	0.00	0.00	0.00	0.00
	TOTAL	23316140	42.39	0	0.00	0.00	0.00	0.00	0	0	0

(*) The term "encumbrance" has the same meaning as assigned to it in regulation 28(3) of the SAST Regulations, 2011




(I)(c)(i) Statement showing holding of securities (including shares, warrants, convertible securities) of persons belonging to the category "Public" and holding more than 1% of the total number of shares

Sr. No.	Name of the shareholder	Number of shares held	Shares as a percentage of total number of shares {i.e., Grand Total (A)+(B)+(C) indicated in Statement at para (I)(a) above}	Details of warrants		Details of convertible securities		Total shares (including underlying shares assuming full conversion of warrants and convertible securities) as a % of diluted share capital
				Number of warrants held	As a % total number of warrants of the same class	Number of convertible securities held	% w.r.t total number of convertible securities of the same class	
1	GAGANDEEP CREDIT CAPITAL PVT LTD	1400000	2.55			0		0
2	NEMISH S SHAH	760500	1.38			0		0
3	GAYATHRI BALAJI	693393	1.26			0		0
3	VINODCHANDRA MANSUKHLAL PAREKH	661367	1.20			0		0
TOTAL		3515260	6.39	0	0	0	0	0


(I)(c)(ii) Statement showing holding of securities (including shares, warrants, convertible securities) of persons (together with PAC) belonging to the category "Public" and holding more than 5% of the total number of shares of the company

Sr. No.	Name(s) of the shareholder(s) and the Persons Acting in Concert (PAC) with them	Number of shares	Shares as a percentage of total number of shares {i.e., Grand Total (A)+(B)+(C) indicated in Statement at para (I)(a) above}	Details of warrants		Details of convertible securities		Total shares (including underlying shares assuming full conversion of warrants and convertible securities) as a % of diluted share capital
				Number of warrants	As a % total number of warrants of the same class	Number of convertible securities held	% w.r.t total number of convertible securities of the same class	
			NOT APPLICABLE					
TOTAL								



(I)(c)(ii) Statement showing holding of securities (including shares, warrants, convertible securities) of persons (together with PAC) belonging to the category "Public" and holding more than 5% of the total number of shares of the company

Sr. No.	Name(s) of the shareholder(s) and the Persons Acting in Concert (PAC) with them	Number of shares	Shares as a percentage of total number of shares {i.e., Grand Total (A)+(B)+(C) indicated in Statement at para (I)(a) above}	Details of warrants		Details of convertible securities		Total shares (including underlying shares assuming full conversion of warrants and convertible securities) as a % of diluted share capital
				Number of warrants	As a % total number of warrants of the same class	Number of convertible securities held	% w.r.t total number of convertible securities of the same class	
			NOT APPLICABLE					
TOTAL								



(I)(d) Statement showing details of locked-in shares-

NIL

Sr. No.	Name of the shareholder	Number of locked-in shares	Locked-in shares as a percentage of total number of shares {i.e., Grand Total (A)+(B)+(C) indicated in Statement at para (I)(a) above}
Quarter ended: 31.12.2013	-	-	-
	-	-	-
TOTAL		-	-

(II)(a) Statement showing details of Depository Receipts (DRs)

NIL

Sr. No.	Type of outstanding DR (ADRs, GDRs, SDRs, etc.)	Number of outstanding DRs	Number of shares underlying outstanding DRs	Shares underlying outstanding DRs as a percentage of total number of shares {i.e., Grand Total (A)+(B)+(C) indicated in Statement at para (I)(a) above}
	-	-	-	-
	-	-	-	-
TOTAL		-	-	-

(II)(b) Statement showing holding of Depository Receipts (DRs), where underlying shares held by "promoter/promoter group" are in excess of 1% of the total number of shares

NIL

Sr. No.	Name of the DR Holder	Type of outstanding DR (ADRs, GDRs, SDRs, etc.)	Number of shares underlying outstanding DRs	Shares underlying outstanding DRs as a percentage of total number of shares {i.e., Grand Total (A)+(B)+(C) indicated in Statement at para (I)(a) above}
	-	-	-	-
	-	-	-	-
	-	-	-	-
TOTAL		-	-	-

For Super Spinning Mills Limited


R. Srikanth
Company Secretary